

Nonrepresentative Representatives: An Experimental Study of the Decision Making of Elected Politicians

Lior Sheffer *University of Toronto*
Peter John Loewen *University of Toronto*
Stuart Soroka *University of Michigan*
Stefaan Walgrave *University of Antwerp*
Tamir Sheafer *Hebrew University*

A considerable body of work in political science is built upon the assumption that politicians are more purposive, strategic decision makers than the citizens who elect them. At the same time, other work suggests that the personality profiles of office seekers and the environment they operate in systematically amplifies certain choice anomalies. These contrasting perspectives persist absent direct evidence on the reasoning characteristics of representatives. We address this gap by administering experimental decision tasks to incumbents in Belgium, Canada, and Israel. We demonstrate that politicians are as or more subject to common choice anomalies when compared to nonpoliticians: they exhibit a stronger tendency to escalate commitment when facing sunk costs, they adhere more to policy choices that are presented as the status-quo, their risk calculus is strongly subject to framing effects, and they exhibit distinct future time discounting preferences. This has obvious implications for our understanding of decision making by elected politicians.

Individuals differ systematically in how they make decisions. In recent decades, studies in psychology and economics have demonstrated that the degree to which individuals use certain decision heuristics, or are subject to various choice anomalies, is predicted by factors such as age, gender, personality traits, education, cultural background, social environment, and do-

main expertise (Gilovich, Griffin, and Kahneman 2002; Kahneman 2011; List 2003). In political science, these insights on individual-level decision making are frequently used to explain heterogeneity in opinion formation, vote choice, and turnout, as well as receptivity to political messaging (e.g., Druckman 2004; Gerber et al. 2011; Green, Palmquist, and Schickler 2004; Zaller 1992). We know that individual differences in reasoning matter for citizens' political decisions, and for voter behavior in particular. We also know that citizens' political choices reflect well-documented choice anomalies, such as negativity bias, loss aversion, preference for the status-quo, discounting of future outcomes, representativeness, and overconfidence. Voter behavior, it appears, is often more closely in line with spontaneous, "System I" thinking than with a complete and purposive deliberation of choices and actions (Druckman and Lupia 2000; Kahneman 2011; Mercer 2005; Soroka 2014).

On this backdrop, it is remarkable how little we know about the biases and anomalies that characterize decision making by elected politicians—those who have the greatest impact on most policy outcomes. Until recently, research on elite behavior with data collected directly from politicians consisted mostly of small-n individual case studies and qualitative investigations (e.g., DiRenzo 1967; Greenstein 2004; Kingdon 1989; Putnam 1976). Psychological case studies of leader behavior have also been the focus of an extensive literature in international relations. (See Levy 2013 for a comprehensive review.) However, large-scale, directly collected empirical evidence on the basic choice characteristics of politicians is almost completely absent.¹ Many studies of elected politicians'

Lior Sheffer is a PhD Candidate, Department of Political Science, University of Toronto, Sidney Smith Hall, 100 St. George Street, Toronto, ON M5S 3G3, Canada (lior.sheffer@utoronto.ca).

Peter John Loewen is the Director of the School of Public Policy and Governance and an Associate Professor of Political Science, University of Toronto, 14 Queen's Park Cres. West, Toronto, ON M5S 3K9, Canada (peter.loewen@utoronto.ca).

Stuart Soroka is the Michael W. Traugott Collegiate Professor of Communication Studies and Political Science, University of Michigan, 5370 North Quad, 105 South State Street, Ann Arbor, Michigan, 48109-1285, USA (ssoroka@umich.edu).

Stefaan Walgrave is a Professor of Political Science, University of Antwerp, Stadscampus, Sint - Jacobstraat 2 - 4, S.LN55.012, 2000 Antwerp, Belgium (stefaan.walgrave@uantwerpen.be).

Tamir Sheafer is the Dean of the Social Science Faculty and Professor of Political Science and Communication, Hebrew University, Mount Scopus, Jerusalem 91905, Israel (tamir.sheafer@mail.huji.ac.il).

We wish to thank Eran Amsalem, Matthew Ayling, Yves Dejaeghere, Lynn Epping, Jeroen Joly, Yogev Karasenty, Julie Sevans, Tal Shahaf, Kirsten Van Camp, Debby Vos, and Alon Zoizner for their work on this project; the editor and three anonymous reviewers for their thorough and helpful feedback; participants of the 2014 Yale ISPS Conference on Experimental Studies of Elite Behavior, the 2014 International Society of Political Psychology Association conference, the 2016 American Political Science Association and Southern Political Science Association conferences, and the 2016 New York Area Political Psychology Meeting for their invaluable discussion and comments. An earlier version of this article was awarded the CQ Press Award for Best Legislative Studies Section Presented at the 2016 APSA Meeting. This work was supported by the European Research Council [Advanced Grant INFOPOL, No. 295735] and the Research Fund of the University of Antwerp [Grant No. 26827].

Received: July 11, 2016; revised: May 14, 2017; accepted: November 8, 2017. First published online: December 28, 2017.

¹ Relatedly, several notable large-n studies have collected data on the personality profiles of elected politicians. These studies did not use experiments or random allocation (Aberbach, Putnam, and

decision making ascribe to them known choice anomalies, to be sure—but this is often done by adopting terminology and insights obtained from studies conducted with nonelite samples, and whether what is known on the effects of such traits and biases similarly applies to elected politicians is by and large not addressed (for example, Jervis 2015; Jones and Baumgartner 2005a; Kanwisher 1989; see Miler 2009 for a review). Equally important, there is still a considerable body of work in political science that describes high-level elected politicians as strategic, cool-headed, purposive utility maximizers with full knowledge, stable and transitive preferences, and with close-to-unlimited time and attention resources when making decisions. (The literature is vast, but see, e.g., Axelrod 2015; Baron and Ferejohn 1989; Bueno de Mesquita 2013; Dewan and Spirling 2011; Dunleavy 2014; Fearon 1999.) Such accounts make an assumption—implicitly or explicitly—that politicians operate in an environment that motivates “better,” higher-quality decision making, compared to how they would operate elsewhere, or compared to nonpoliticians. In political science, the evidence for such claims is mostly circumstantial.² Outside of political science, studies in economics and psychology provide some evidence that domain-specific expertise can improve decision quality (List 2003), but whether we should expect this to apply to political expertise depends on whether politics is an environment that allows for accurate feedback calibration by decision makers, which is an open question (Butler and Dynes 2016; Hogarth 2002; Mellers et al. 2015; List and Mason 2011; Tyszka and Zielonka 2002).

This state of affairs, we argue, is theoretically unjustified and empirically unsupported. Several disjoint strands of the political science literature highlight a different theoretical landscape, suggesting that elected representatives, as a group, may be subject to similar biases and heuristics in their decision making. Indeed, there are several reasons to expect that the choice anomalies that characterize citizens’ decision making may even be *enhanced* amongst representatives.

First, studies on the personality determinants of political ambition and motivation, and especially those that examine the personalities of incumbent politicians, find that individuals who decide to run for office (let alone those who win it) have systematically different personality profiles when compared to those who stay out of politics. Several unique features are found in elected officials across countries and levels of government, such as being more extraverted and open to experience, and these features are associated with exhibiting higher levels of decision traits such as loss aversion, choice overconfidence, and escalating com-

mitment (Best 2011; Caprara et al. 2010; Dietrich et al. 2012).³

Second, the literature on motivated reasoning by politicians in the face of retrospective voting (and public opinion in general) documents behaviors suggesting that politicians are incentivized to adopt particular heuristics and cognitive shortcuts when performing specific tasks, whether as a result of learning or, more generally, through acquired experience (Arnold 1992; Bueno de Mesquita and Siverson 1995; Healy and Malhotra 2013; March and Olsen 1995; Miler 2009; Weaver 1986). Closely related is the literature on political accountability, which documents the behavioral implications of operating in an environment where decisions are open to public scrutiny and sanction, and where those making them are dependent on public approval when seeking re-election (Ashworth 2012; Downs and Rocke 1994; Lerner and Tetlock 1999; Przeworski, Stokes, and Manin 1999). In these accounts, the basic premise is that having to stand for re-election and to operate in public view alters preferences and motivates the adoption of predictable decision-making patterns, such as heavily discounting future events, or preferring risk taking in face of potential electoral losses.

There are thus good reasons to expect that at least some of the choice anomalies readily apparent amongst citizens will be evident in the behavior of elected politicians as well. Efforts to systematically identify and assess such traits in politicians are, however, still nascent. (See Hafner-Burton, Hughes, and Victor 2013 for an extensive discussion.) So too are efforts to directly compare choice anomalies in both citizens and their representatives. What accounts for this critical gap in the literature? We suspect that it is largely the result of two factors—one ontological and the other methodological.

First, when explaining policy outcomes, political scientists have traditionally ascribed a relatively small role to individual-level elite preferences relative to institutional and structural factors. This is especially true in work on international conflict, political economy, party politics, and public policymaking (Hall and Taylor 1996; McDermott 2004; Pierson 2000). Of course, domains that involve mass participation, such as electoral behavior or mobilization, lend themselves more readily to individual-level-based explanations (and direct empirical investigation), which perhaps explains why more realistic assumptions about (and testing of) human reasoning are common in these subfields (Druckman and Lupia 2012). Nevertheless, influential studies in international affairs, party and parliamentary dynamics, and public policymaking often conceptualize elite decision makers as more simple utility maximizers, operating under constraints that are determined by higher-order conditions (Jones 2003; McDermott, Fowler, and Smirnov 2008; Tsebelis 2002).

Rockman 1981; Caprara et al. 2003; Feldman 1996; Heß et al. 2013; Wiegele and Oots 1990).

² For example, voters with higher levels of political sophistication have been found to be more immune to framing effects (Druckman 2001), so, by extension, politicians should be the least susceptible to them.

³ Closely related is the extensive literature on political sophistication and how it impacts different political behaviors and attitudes, although the focus of this literature is on nonelites. See McGraw (2000, 817-8) for one review.

Second, finding out whether politicians operate differently from the general population requires studying the decision making of both groups in a controlled and comparable manner, ideally in an experimental setting in which large numbers of participants from both groups perform the same tasks (Druckman et al. 2006; Fréchette 2011; Mintz, Redd, and Vedlitz 2006; Morton and Williams 2010). This remains a difficult undertaking despite the recent proliferation of experiments in political science, mainly due to the difficulty of recruiting a sufficiently large number of incumbent politicians. And external validity is lost when using convenience samples for the reasons noted above. As Druckman and Lupia (2012, 1178) explain, “typical experimental subjects often lack the experience needed to act ‘as if’ they were professional legislators; yet, legislators themselves are often reluctant to participate in experiments as subjects.” Indeed, aside from a few notable examples (Broockman and Butler 2017; Butler and Dynes 2016; Enemark et al. 2016; Miler 2009),⁴ most experimental studies that involve politicians as subjects usually do so using indirect methods, such as observing variation in communications received from politicians’ offices in response to different kinds of stimuli, or tracing legislative behavior (see, for example, Kalla and Broockman 2016; Butler, Karpowitz, and Pope 2012; Grose, Malhotra, and Parks Van Houweling 2015; Loewen and MacKenzie 2017). In fact, the only two studies of elected politicians that we are aware of that attempted to assess one of the traits we examine here (stability of risk preferences) were conducted with underpowered samples of $N = 32$ (Fatas, Neugebauer, and Tamborero 2007) and $N = 46$ (Linde and Vis 2017), making valid statistical inference from their findings difficult.⁵

These ontological and methodological constraints are surmountable. We begin a systematic investigation here, focusing on four well-documented choice anomalies that are fundamental in political decision making, and prominently featured in theories of elite politics and policy-related reasoning. First, *future time discounting* is elemental in numerous studies of political spending decisions, specific policy choices (especially on environmental policies), public opinion, and electoral behavior of both elites and constituents (Jacobs 2011; Loewenstein and Elster 1992; Nordhaus 1975; Streich and Levy 2007). Second, *risk management*, and in particular, how risk preferences change in face of different issue and choice frames, are crucial in political decision making, where risk underlies almost any

action, and indeed have been shown to dominate public opinion formation and, subsequently, the decision making of policy actors (Arceneaux 2012; Druckman and McDermott 2008; Levy 2003; Slovic 2000). Third, the *status-quo bias* is strongly connected to phenomena such as the incumbency advantage, to political inaction, and to individual choices that result in institutional entrenchment processes and legislative gridlock, among others (Pierson 2000; Quattrone and Tversky 1988; Samuelson and Zeckhauser 1988). Finally, the *escalation of commitment* in face of sunk costs is seen as the central behavioral disposition accounting for prolonged armed conflict and for decisions to extend spending on failed programs and policies (Dur 2001; Heath 1995; Sleesman et al. 2012).

While far from being the only commonly observed choice anomalies, we regard these four as most central to the kinds of decisions that politicians must make. We explore each through vignette experiments with several hundred incumbent members of the national and regional parliaments of Belgium, Canada, and Israel (max $N = 382$). Moreover, and central to our interest in comparing politicians with citizens, we compare politicians’ performance on these tasks to that of voting-age citizens in each country, using representative samples of the general population. Our design has several advantages. First, we obtain direct measures of elite choice preferences by collecting responses from politicians in person, rather than by email or by phone; we consequently know that any differences between politicians and nonpoliticians are the result of the decisions of our elite subjects and not of their staff/advisers. Second, our sample is large enough to allow for well-powered statistical inference in the modules we employ. It also represents a sizable proportion of the entire population of Members of Parliament (MPs) in the parliaments we study. Third, because we collect data on citizen performance on the exact same tasks, we are able to measure elite–nonelite differences directly, without having to rely on convenience samples or on performance in different tasks. Finally, our three-country design allows us to examine whether the patterns we see in MPs are sustained across different institutional settings. Indeed, an important feature of our results is that most of the patterns we observe obtain similarly for politicians across three different electoral systems and party systems, despite the presence of distinct institutional incentives.

EMPIRICAL APPROACH

This study was conducted as part of an ongoing project in which incumbent politicians were extensively interviewed with the purpose of studying the determinants of their information processing and actions.⁶ The core data collected in this project were obtained in two rounds, in 2014 and 2015. In both rounds, we conducted hour-long, in-person interviews with members of national and regional parliaments in Belgium, Canada, and Israel.

⁴ These studies look at reciprocity and cooperative behavior, learning from peers, and constituent perceptions. They are unique in that they use elected politicians as participants. Some related efforts to explore how behavioral traits and personality styles impact elite political decision making were conducted with military officials, bureaucrats, and political advisers as participants. Those include studies that assess to what degree elites have different levels of power motivation (Renshon 2015), stress (Sherman et al. 2012), overconfidence (Johnson et al. 2006), self-interest and capacity for strategic inference (LeVeck et al. 2014), and expressions of competence and dominance (van Vugt and Ronay 2014).

⁵ Moreover, the Fatas et al. sample missed some key features of our own. First, most subjects had been appointed rather than elected to office. Second, most officials had left office at the time of the study.

⁶ For more details, see: <http://www.infopol-project.org/>.

TABLE 1. Elected politicians participating in the study, by parliament

| Parliament | N | | | Response Rate |
|--------------------------------------|--------|---------|------------|---------------|
| | Sample | Contact | Population | |
| Round I (2014) | | | | |
| Chamber of Representatives, Belgium | 85 | 100 | 100* | 85% |
| House of Commons, Canada | 43 | 153 | 308 | 14% |
| The Knesset, Israel | 36 | 120 | 120 | 30% |
| Round II (2015) | | | | |
| Chamber of Representatives, Belgium | 103+10 | 150+21 | 150+21** | 66% |
| Flemish Parliament, Belgium | 103+3 | 124+9 | 124+9** | 80% |
| Walloon Parliament, Belgium | 50 | 97+12 | 97+12** | 46% |
| House of Commons, Canada | 45 | 131 | 308 | 15% |
| Ontario Legislative Assembly, Canada | 31 | 107 | 107 | 29% |
| The Knesset, Israel | 44 | 120 | 120 | 37% |
| The Knesset (exiting members)*** | 18 | 39 | 39 | 46% |

Sample N—number of participating MPs. The effective N for each module is slightly lower than the overall participation N per round as some respondents skipped modules for various reasons. (Effective N per module is reported in the paper.) Contact N—overall number of MPs targeted. Where not all MPs were contacted, the contact list was randomly drawn. Population N—overall MPs in parliament at the time of interviews. Response rate— $\frac{\text{Sample N}}{\text{Population N}}$. Some MPs were interviewed in both rounds. *—the Belgian Chamber of Representatives has 150 members, but only members of Flemish parties were targeted in the first round, resulting in a population N of 100. **—in Belgium, sampling included all members of parliament plus government ministers and state secretaries who are not part of parliament by definition. We also sampled leaders of parties represented in parliament who themselves were not MPs at the time of the interview. ***—in addition to incumbent Members of the Knesset (MKs), MKs who were not re-elected in the May 2015 Israeli general election were also targeted.

We are focusing in this project on established parliamentary democracies, where elected representatives play a central role in policymaking, budgeting, and government control (let alone being part of governments), and where many of them can and do become career politicians. The scope of the project mandated a focus on a small number of parliament cases. Within the context of parliamentary democracies, we chose country cases that had substantial variation in terms of federalism (federal–unitary), electoral systems (majoritarian–proportional), and the political importance of geographic dispersion. While obviously not a perfect or entirely generalizable design—for example, we are not studying elected politicians in newer democracies nor in competitive authoritarian regimes—we believe that our case selection strategy makes the study design well-positioned to make inferences on elite-citizen differences in the choice anomalies we study. We emphasize that this design, while well-suited for documenting the existence (or absence) of such differences, does not attempt to answer causal questions on their origin. We further address this point in the Conclusion.

In Canada, we interviewed members of the Federal House of Commons and the Legislative Assembly of Ontario. In Belgium, we interviewed members of the Federal Chamber of Representatives, and also members of the regional parliaments (Walloon and Flanders). In Israel, we interviewed members of the Knesset, Israel's national (and only) parliament. Participating politicians answered open-ended questions and completed a survey on tablet computers that contained closed questions and several experimental

protocols.⁷ Details on sample sizes and response rates for the MP surveys are included in Table 1. [See Supplementary Material (SM) for full breakdowns by party.] Similar information for the accompanying citizen surveys is included in Table 2.⁸ In both rounds, the surveys and questions presented to MPs in all three countries were direct translations to the local language(s) of the same modules (originally written in English). Question phrasing remained identical, barring minor adjustments such as referring to monetary sums using the local currency.

As outlined above, we focus on four behavioral traits that are fundamental to elite political decision making: risk preference, escalating commitment in face of sunk costs, future time discounting, and a biased preference for the status-quo. Risk preferences are assessed using the classic “Asian disease” experiment (Tversky and Kahneman 1981), which was administered to MPs participating in the first round of interviews ($N = 154$). The other three traits were assessed using modules

⁷ We note that the other experiments we conducted were not related to decision-making anomalies. Accordingly, we do not present them here. The experiments presented below represent the complete set of decision-making experiments we conducted. Thus, no relevant results are excluded.

⁸ The general population samples were collected using online surveys. The content presented was identical to the one administered to politicians in person. We attempted to minimize risks inherent to online surveys, such as respondents being inattentive to the questions, by following standard quality monitoring and eliminating, at the data collection stage, respondents who did not complete the survey, sped through it, or skipped many items.

TABLE 2. Citizen samples, by country

| | Sample N |
|-----------------|----------|
| Round I (2014) | |
| Belgium | 537 |
| Canada | 515 |
| Israel | 505 |
| Round II (2015) | |
| Belgium | 2791 |
| Canada | 623 |
| Israel | 1005 |

Samples are nationally representative in terms of age and gender distributions, and also geographically in Belgium and Canada. In Canada, the Round II sample consists of a nationally representative sample of ~400 and an Ontario representative sample of ~200, to provide for valid comparisons to both the House of Commons and the Ontario Legislative Assembly.

administered during the second round (N varies, see below). In all cases, MP interviews were accompanied by survey experiments with representative samples of the voting-age populations of each country, where the same modules were administered. The large majority of MPs completed all three modules in the second wave of interviews, with completion rates ranging between 82% to 93%. The Asian disease module was administered separately in the first round; the completion rate for that module was 97% of participating MPs. (See SM for full figures.)

Vignette experiments administered to politicians are inevitably an exercise in hypotheticals, and because politicians face a big stakes incentive environment, replicating it in a controlled fashion is inherently difficult. Nevertheless, we believe that the modules we used did motivate politicians to engage with them seriously, and that their recorded reactions provide valid measures of our constructs of interests. First, choices observed in similar vignette experiments are correlated with consequential real-world behaviors (e.g., Barbosa, Gerhardt, and Kickul 2007; Ghadim, Pannell, and Burton 2005 on risk-taking; Caprara et al. 2008; Meier and Sprenger 2012 on time discounting), which supports the external validity of these tests. Second, the anomalies we study are similarly observed in studies with and without incentives, further substantiating the expectation that politicians think about such choices as they would had there been tangible material incentives in play (Camerer et al. 1999). Finally, we used very well-known designs that have been administered dozens of times. There is a very large body of empirical findings that substantiate the validity of results obtained from such modules, and we know that people's behavior changes in predicted ways in response to them.⁹

⁹ Relatedly, to capture as many comparable responses as possible, and to maintain between-countries comparability in our design, we had to abstract away from unique politician-level scenarios (such as

We note that this design is vulnerable to the potential problem of confounding in survey experiments, identified by Dafoe and colleagues (Dafoe 2011; Dafoe, Zhang and Caughey 2016). In short, this is the concern that experimental manipulations contain information that can serve to change beliefs about background features of the scenario, beyond the belief of interest that is intended to be manipulated, thus possibly confounding one's ability to make inferences about that belief's effect. This is a design concern in survey experiments more broadly, and we believe that the majority of treatments we introduce here are less susceptible to potential confounding, although this is potentially an issue for accountability treatments.¹⁰ In our view, this concern still represents a reasonable cost given the benefits of the modules we used, but this feature underscores the importance of future replications of the findings presented here.

The sections that follow introduce experiments and review results for each of our four common choice anomalies in turn.

STUDY 1: RISK PREFERENCE AND FRAMES

In this first module, we are interested in whether elected politicians exhibit higher or lower levels of risk-seeking as nonpoliticians on the same tasks, and whether their risk preferences are more (or less) stable in face of choice frames. The classic rational choice expectations are that (a) individuals are risk-neutral, in that they are indifferent between certain and risky

introducing a bill) or country- and time-specific ones (such as voting on a specific, real bill in a given week). Construct validity is reduced when this strategy is adopted, but it is unclear that true random allocation would be tenable in a politician-tailored design, which would mean losing on one of the main advantages of having politicians participate in established experimental protocols. In addition, even a scenario that is closely tied to a real-world situation would still be a low-stakes, hypothetical response, and so this design challenge would remain unresolved. We believe that the reduced construct validity of uniformity in vignettes is offset by the benefits of having a large sample of incumbent politicians in multiple countries being evaluated using the same measures, and particularly when the vignettes used still approximate common decision-making dilemmas frequently faced by most politicians.

¹⁰ We believe that most of our manipulations consist of frames that do not provide information that is likely to result in spillover activation of other determinants, which is the principal concern of confounding: the gain/loss frames in the risk-seeking module retain the substantive content of the choices, and so do the status quo plan treatments in that module, since both options are presented in all cases. Arguably, whether 3% growth + 3% deficit or 5% + 5% is the status quo can create a confound about what kind of economy the country is in, but that is exactly what we were interested in priming to see if participants respond to the content in any meaningful way beyond its description as being the status quo. In the sunk cost experiment, the size of the sunk cost could very well convey information about the program itself, but here too this is not a confound but rather the core of what the sunk cost is assumed to convey in such modules. One can suppose that respondents would update their beliefs about government programs in general beyond that specific case in a way that affects their response, but it is far more likely that whatever prior they have on government spending is highly stable given that they are career politicians with a solidified perception of government. We additionally discuss this concern with further detail in the time-discounting study, to which we believe it applies more directly.

choices with the same expected utility, and that (b) this risk-neutrality is invariant (Levy 2003; Shepsle and Bonchek 1997). As has been demonstrated countless times, this does not hold empirically, with the most persistent deviation being that people tend to be risk-seeking when they believe they are facing potential losses, and risk-averse when they believe they are facing potential gains, even if the choices themselves remain the same (Tversky and Kahneman 1992; see Kühberger 1998 for an extensive review). This is an inherent part of prospect theory, and has been originally demonstrated using the Asian disease framing experiment (Tversky and Kahneman 1981).

Despite the now-dominant place this perspective takes in the study of human psychology, its integration into models of political choice has been more gradual, and whether it applies to elected politicians is still a matter of debate: some accounts make the argument that politicians should be expected to respond strongly to gain/loss frames, either because their susceptibility to cognitive biases is similar to the general population (Boettcher 2004; Druckman 2004; Levy 1997; McDermott, Fowler, and Smirnov 2008), or because having to stand for re-election makes their risk preferences erratic (Jervis 1992, 190-1). Other accounts imply that elected politicians are more resistant to framing effects, particularly because elected representatives operate in an environment in which they are constantly facing attempts to frame the issues they deal with. They are in continuous interaction with the news media, interest groups, businesses, and lobbyists—all of whom are involved in attempts to “sell” a frame that benefits their interests to political decision makers (Baumgartner and Jones 1993; Edwards and Wood 1999). Further, politicians are themselves strategic and purposive instigators of issue frames (Chong and Druckman 2007), and so should be able to put their reactions to them in check. Of special importance in representative democracy is the ability of actors to frame actions and issues as potential losses or gains, given the substantial impact that these features have on opinion formation—and thus on politicians’ public standing and re-election prospects (Druckman 2004). Such constant exposure to and involvement in framing attempts implies that politicians may be less susceptible to them.

Method

We use a modified version of the Asian disease experiment, which captures both within-group average risk-seeking preferences, and examines how they change in response to different task frames. In this protocol, subjects are presented with a hypothetical scenario in which an exotic disease is expected to kill 600 people. Two proposals for combating this epidemic are presented. Choice A, the riskless option, has the certain result of 400 people dying and the remaining 200 people being saved. Choice B involves risk: there is a 1/3 chance of no one dying, and a 2/3 chance of everyone dying. In the experiment, following directly on Tversky and Kahneman’s (1981) work, the framing of the two

choices is manipulated such that half of subjects are presented options framed as potential gains (“200 people will be saved”) and the other half are presented with the same options, framed as potential losses (“400 people will die.”). We note the explicitly political nature of this question, namely that decisions about public and not private matters are being made. Subjects were randomized to one condition.

We further include a second treatment: we randomly vary the scenario’s level of political accountability by changing the hypothetical location of the disease threat, and thus the personal importance of the decision that the subjects are asked to make. In the low accountability condition, the disease was said to be threatening a country geographically removed from the politician’s country (Germany in the Canadian case, and the United States in the Belgian and Israeli cases), and the politician was asked what she/he would do. In the high accountability condition, the politician was told the disease was in their country, and that they were on the health committee making a final vote over the two options. This manipulation produces one variant in which the likelihood of electoral sanction is low (that is, when there are no direct consequences of the decision for the politician’s electorate), and another in which the likelihood of electoral sanction is much more likely. Subjects were randomized to one condition, independent of their assignment to gain-loss frames, thus resulting in a 2 x 2 between-subjects experimental design.

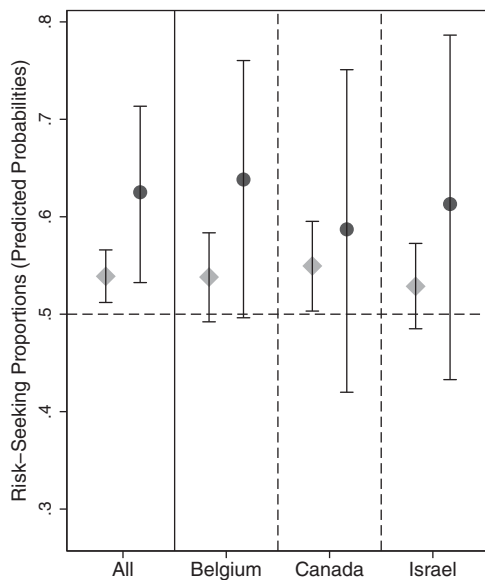
Results

We report two quantities.¹¹ First, by observing the average response of subjects across conditions, we can recover the stability of risk choices by politicians in the face of gains versus loss frames.¹² We can also compare this stability of risk preferences on this task to those recovered from the general population samples using the same module. Second, by observing differences across our political accountability conditions, we can estimate whether politicians make different decisions when their choices plausibly involve more tangible consequences for them and for their constituents. If we find that politicians are less risk-seeking overall, or are less susceptible to frames when considering a (hypothetical) situation for which they could face sanction, that is, their vote on a health committee, then this provides evidence that the task environment plays a role in accounting for decision-making differences between politicians and nonpoliticians.

¹¹ Full estimation results and regression models for all four studies are available in the SM.

¹² This method provides a direct observation of risk-seeking rates by politicians as a group, conditional on the distribution of treatment conditions. We calculate the overall mean per group by setting treatment likelihoods to 0.5, using Clarify (Tomz, Wittenberg, and King 2003). To obtain a statistical measure of confidence in the mean, we derive predicted probabilities for our quantities of interest after estimating logit models, also using Clarify. We use these predictions to report 95% confidence intervals for risk-seeking means.

FIGURE 1. Proportion of risky choices made by politicians and citizens in the Asian disease experiment, in Belgium, Canada, and Israel.



Notes: Circles denote politicians; diamonds, citizens. Values are predicted probabilities, obtained using Clarify. (See SM for full results.) Bars are 95% confidence intervals. citizens and politicians *N*: Belgium—515, 82; Canada—515, 43; Israel—505, 29.

We begin with some basic descriptives. The overall three-country risk-seeking rate by MPs is 62.5%, compared with 53.8% for nonpoliticians—a substantively large difference that nears conventional levels of statistical significance (two-sided *t*-test $p = 0.07$). Figure 1 presents overall rates of risk-seeking in this task by MPs and citizens across the sample and in each country. Our results suggest that the overall risk-seeking rates of politicians do not vary substantially across the three cases (Belgium = 63.8% (95% ci 50, 76), Canada = 58.7% (95% ci 42, 75), Israel = 61.3% (95% ci 43, 79). In all cases, politicians consistently demonstrate a greater preference for risk than citizens, but these differences are never statistically significant within each country (two-sided *t*-tests: Belgium $p = 0.12$, Canada $p = 0.68$, Israel $p = 0.37$).

Figure 2 shows the rates of risk-seeking across framing conditions for MPs and citizens. Overall and in each country, a loss frame induces more risk-seeking. The percent change in risk-seeking preference when moving from the gains frame to the losses frame is +38 percentage points for MPs (one-sided *t*-test $p = 0.00$) and +35 percentage points for citizens ($p = 0.00$). The framing effect for Israeli MPs does not reach conventional levels of statistical significance, and is substantively small: the change in preference for risk-taking when moving from gains to losses is +42 percentage points in Belgium ($p = 0.00$), +45 in Canada ($p = 0.00$), but only +16 in Israel ($p = 0.20$). However, a logistic

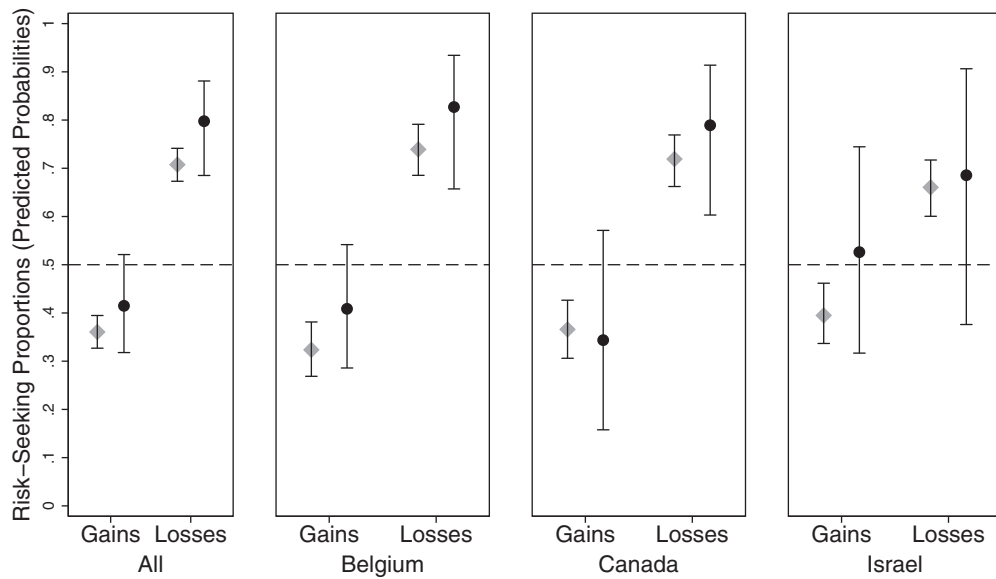
regression model with country dummy variables suggests that Israeli MPs' reactions do not differ significantly from the effects seen in Belgium and Canada (see SM).

Figure 3 illustrates the impact of low and high accountability levels on risk-taking. Accountability levels have a variable effect on MPs' choices across our cases: in Belgium, high levels of political accountability lead to reduced risk-seeking by MPs (-20 percentage points, two-sided *t*-test $p = 0.06$); increased political accountability is associated with more risk-seeking in Canada (+16 percentage points, $p = 0.30$); and accountability levels are unrelated to Israeli MPs' risk preferences (change <0.5 percentage points, $p = 0.98$). Results among citizens confirm no systematic effect for the accountability treatment (see SM). We revisit these and related findings in a concluding section. For the time being, we note that while the impact of accountability is complex, the results above suggest that elected officials exhibit framing-induced preference reversal at the same rate—and, if anything, slightly more—than citizens in each country, on the task we evaluate.

STUDY 2: ESCALATING COMMITMENT IN FACE OF SUNK COSTS

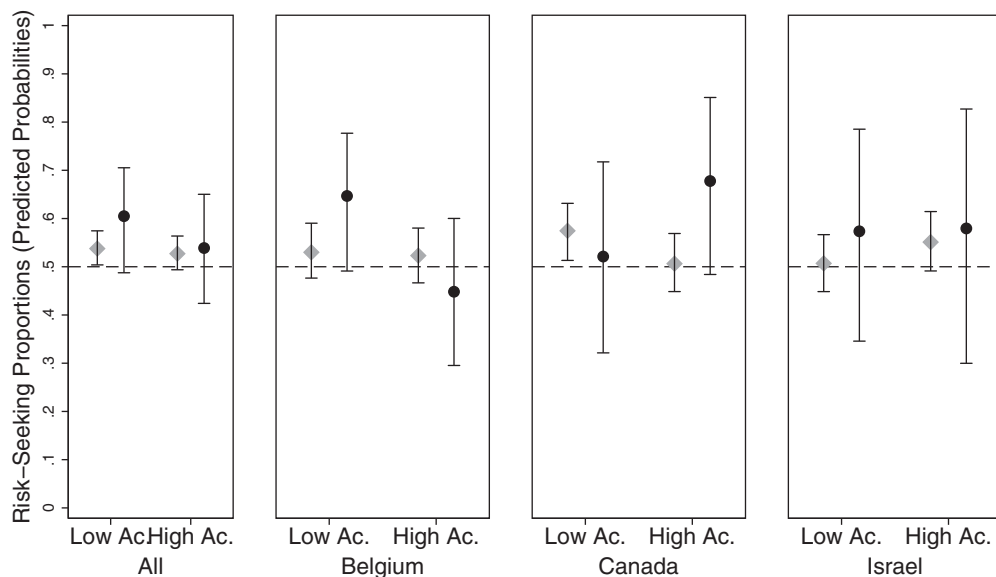
Escalating commitment as a result of sunk costs is an anomaly that has been studied extensively in multiple disciplines (see Sleesman et al. 2012 for a comprehensive review). Its implications are especially consequential in high-level decision making on spending programs and projects, and susceptibility to it is often seen as having a relationship with being held accountable to a decision (McAfee, Mialon, and Mialon 2010; Simonson and Nye 1992; Teger 1980). However, political science and economics theories make contrasting arguments on whether heightened accountability results in an escalation of commitment in face of a failed course of action or, conversely, in de-escalation and an attenuated susceptibility to sunk cost bias (Dur 2001; Heath 1995; Lerner and Tetlock 1999). Direct empirical evidence of politicians' tendency to exhibit this tendency is absent—it is unclear whether politicians are better than nonpoliticians at ignoring sunk costs, in line with the rational choice approach to elite decision making, or if they are subject to escalating commitment just as nonpoliticians are. An extensive political science literature has documented policy patterns that conform with elites exhibiting escalating commitment, such as continued spending on failed or financially overrun projects, and cases of prolonged armed conflict. In addition to such indirect evidence, other studies have investigated sunk cost effects in the context of politics through experiments with nonelite convenience samples (Boettcher and Cobb 2009; Downs and Locke 1994; Fearon 1997; Simonson and Staw 1992; Taliaferro 2004). It remains unclear what the balance is between the individual tendencies of elites and institutional incentives towards escalation in accounting for these policy patterns.

FIGURE 2. Proportion of risky choices made by politicians and citizens in the Asian disease experiment, by gains/losses frames, in Belgium, Canada, and Israel.



Notes: Circles denote politicians; diamonds, citizens. Values are predicted probabilities, obtained using Clarify. (See SM for full results.) Bars are 95% confidence intervals. citizens and politicians *N*: Belgium—515, 82; Canada—515, 43; Israel—505, 29.

FIGURE 3. Proportion of risky choices made by politicians and by citizens in the Asian disease experiment, by low/high accountability treatments, in Belgium, Canada, and Israel.



Notes: Circles denote politicians; diamonds, citizens. Ac.—accountability treatment. Values are predicted probabilities, obtained using Clarify. (See SM for full results.) Bars are 95% confidence intervals. citizens and politicians *N*: Belgium—515, 82; Canada—515, 43; Israel—505, 29.

Downloaded from <https://www.cambridge.org/core>. University of Antwerp, on 16 Nov 2018 at 14:48:12, subject to the Cambridge Core terms of use, available at <https://www.cambridge.org/core/terms>. <https://doi.org/10.1017/S0003055417000569>

Method

We follow classic work on the subject (Arkes and Blumer 1985; Thaler 1980) by presenting a typical sunk-cost decision scenario, adapted for a parliamentary environment. (See SM for full instrument texts.) Respondents were required to decide on whether to support a (hypothetical) one-year extension of a five-year-long small business government loans plan that was supposed to return its original \$500 million investment, but by the end of its approved period has fallen short of covering these costs. Extending the program is projected to cost another \$100 million, and the relevant government bureaucrats in charge of the program are projecting that, by the end of the extension, the entire investment plus the extra \$100 million will be recovered. We manipulate the amount of money lost in the original investment (\$200/\$50 million). We also separately manipulate the implied level of accountability of the decision, either presenting the question as a hypothetical, or informing the respondents that the situation is happening a month before the upcoming election and that the media is interested in their position. The outcome of interest is whether respondents decided to support the proposed extension of the program or not.

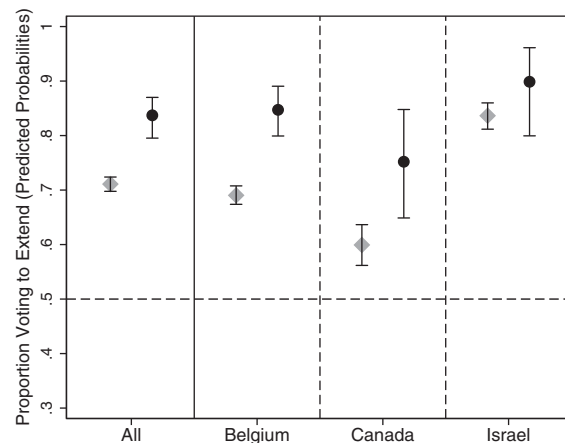
This module was implemented in the second round of MP interviews, in 2015 ($N = 382$, Belgium—254; Canada—75; Israel—54). It was also administered to general population samples from each country in an online survey. ($N = 2791, 619, 1005$ in Belgium, Canada, and Israel, respectively.)

Results

We report three quantities. First, by observing the overall rate of extension approval among MPs and comparing it to the population base rate, we can determine to what degree MPs exhibit higher escalating commitment in this scenario. Second, by looking at variation across the two sunk-cost conditions (the program falling short of full returns by either \$200/\$50 million) we can observe to what degree politicians' reasoning is conditioned by the scale of the sunk cost. Third, by looking at variation in rates of escalating commitment by each accountability treatment, we obtain a direct estimate of the effect of heightened accountability on the likelihood of committing to the failed financial course of action we presented.

Figure 4 presents a comparison of overall rates of escalating commitment by both MPs and citizens. Results are predicted probabilities obtained using Clarify, and reported separately for each country and as an aggregate figure. Escalating commitment is measured by whether respondents chose to support the extension of the small business loan program. Overall, MPs exhibit a substantively very high tendency to support the extension of the program—significantly more so relative to citizens, across all conditions (83.7% and 71.1%, respectively, two-sided t -test $p = 0.00$). This obtains also within Belgium (84.7% for MPs vs. 69% for citizens, $p = 0.00$) and Canada (75.2% vs. 59.9%, $p = 0.01$). In

FIGURE 4. Proportion of politicians and citizens voting to extend a small loan program in the sunk cost experiment.



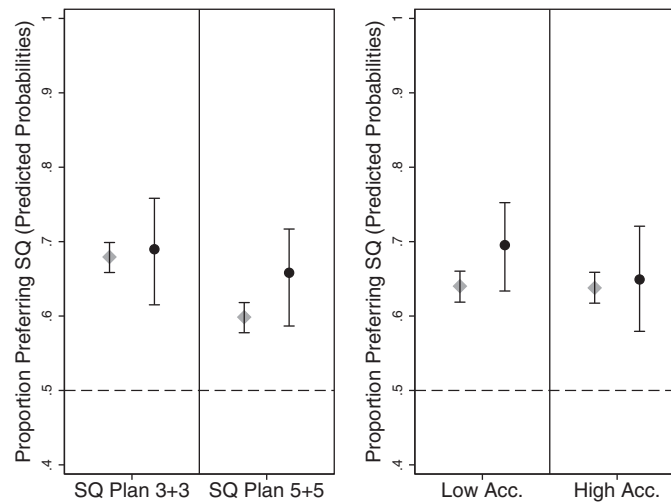
Notes: Circles denote politicians, diamonds—citizens. Values are predicted probabilities, obtained using Clarify. Bars are 95% confidence intervals. Citizens and politicians N : Belgium—2791, 254; Canada—619, 75; Israel—1005, 53.

Israel, the difference is not statistically significant (89.8% vs. 83.6%, $p = 0.22$).

Manipulating the size of the sunk cost—that is, changing the investment that has still not been returned—results in noticeable, albeit nonsignificant differences: MPs' support for the extension is 85.9% when the return has fallen short by \$50 million, and it drops to 80.6% when the shortfall is \$200 million. For citizens, there is a much smaller drop, from 71.5% to 70.4%. Neither difference is statistically significant. The left panel in Figure 5 illustrates these results using predicted probabilities. In line with Heath (1995), these findings suggest a de-escalation of commitment in face of higher sunk costs among politicians in this scenario.

Finally, the right panel in Figure 5 demonstrates the effect of the accountability treatment on MPs and citizens. MPs exhibit a lower willingness to extend the program when accountability is primed—81.1% compared to 85.7% in the low accountability treatment—but this effect does not meet conventional levels of statistical significance (two-sided t -test, $p = 0.21$). This is similar to the effect observed in citizens, where the same trend holds, although the percentage point change is smaller—69.6% compared to 72.4% in the low accountability condition. This smaller difference, however, is statistically significant ($p = 0.03$). The impact of heightened accountability on escalating commitment by MPs is negative in Belgium (7.5 percentage points decrease) and in Canada (4.5 percentage points), but is reversed in Israel (6.5 percentage points increase).¹³

¹³ A potential concern in this task is that politicians who have divergent preexisting preferences on government spending might exhibit

FIGURE 5. Proportion of politicians and citizens voting to extend a small loan program in the sunk cost experiment, by experimental treatment.

Notes: Left panel displays results by size of sunk cost. Low sunk cost—investment is short \$50 million. High sunk cost—\$200 million. Right panel displays results by low or high accountability condition. Circles denote politicians; diamonds, citizens. Values are predicted probabilities, obtained using Clarify. Bars are 95% confidence intervals. Citizens $N = 4415$, politicians $N = 382$.

Overall, MPs exhibit very high levels of escalating commitment in face of (hypothetical) sunk costs, with only weak evidence for responsiveness to the magnitude of the sunk cost. This tendency to “throw good money after bad” is significantly higher than that of nonpoliticians faced with the same scenario, and is consistent across all three countries in our sample. Priming accountability moderates the escalation of commitment by politicians in this task, but not to a degree that meets conventional levels of statistical significance.

STUDY 3: FUTURE TIME DISCOUNTING

Our third experiment is focused on the degree to which elected politicians discount future benefits relative to those available to them immediately. A positive discount rate in the general population—that is, a devaluation of future payoffs relative to present payoffs—is the overwhelming empirical consensus in the literature. Nevertheless, actual discount rates vary greatly by study: in an extensive meta-

analysis on time preference, Frederick, Loewenstein and O’Donoghue (2002) list results that place annual discount rates of individuals at anywhere between -6% to $55,700\%$. This variation is due in part to different measures and designs, but it highlights the difficulty in obtaining valid baselines for comparison with politicians.

opposite responses to the experimental treatments. We are able to evaluate this by leveraging an indicator of self-reported support for government intervention that our MPs responded to in the survey. (See SM for full results.) This analysis does not find any interaction between the treatments and MPs’ preferences on government spending. We note that MPs who oppose government intervention in the economy are less likely to extend the program described in the sunk-cost module relative to their pro-intervention peers, across the experimental treatments. Nevertheless, both groups of politicians exhibit substantially higher levels of agreement to extend the program in face of sunk costs relative to nonpoliticians.

analysis on time preference, Frederick, Loewenstein and O’Donoghue (2002) list results that place annual discount rates of individuals at anywhere between -6% to $55,700\%$. This variation is due in part to different measures and designs, but it highlights the difficulty in obtaining valid baselines for comparison with politicians.

In the context of policy-related decision making, it is unclear where politicians are found on this spectrum. Extant studies that deal with designing long-term policy or with political business cycles usually assume an arbitrary level of future time discounting by politicians—often increasing in face of elections—but that rate is rarely specified, and is never directly assessed (famously, Alesina 1987; Nordhaus 1975; see also Drazen 2000; Jacobs 2008; Levy 2013). In essence, we have no direct evidence on the relationship elite decision makers have with time-dependent policy choice: Do they discount the future, on average, equally as much as nonpoliticians do? Or are they subject to personality or situational effects that makes them value the future differently? And if so, as is often assumed, then to what degree? The potential long-term policy implications of having present- or future-oriented politicians are profound, especially because we know voters substantially discount the future and are impatient about postponed outcomes. As Galle (2012, 6) points out, “if both voters and officials are impatient, then there are few obvious market-clearing mechanisms by which present-biased officials would be driven from office.” Such a future discounting profile by politicians, in turn, increases the likelihood of myopic policymaking and suboptimal resource allocation across time.

One factor that is suspected of contributing to time discounting by politicians is the future uncertainty introduced by having to stand for re-election (and, more generally, having to solidify one's political survival). This is a central motivating factor in many theories that consider temporal factors in economic policymaking (Brender and Drazen 2008; Drazen 2000; Franzese Jr. 2002; Geddes 1996). In this context, elections are particularly consequential for whether long-term policies are adopted, especially when political competition is strong (Garrett 1993; Kayser 2005). We are interested here in directly assessing the impact that the presence or absence of elections has on politicians' time preference given a specific choice task.

Method

We employ a "choice game" vignette, commonly used in economics (Harrison, Lau, and Williams 2002; Harrison et al. 2005), administered as part of the second wave of our MP interviews during 2015 (overall module $N = 300$). We also presented the same module to citizens across the three country cases (module $N = 3083$). In a time discounting choice task, participants are presented with a series of choices between a proximate-time payoff X and a higher payoff $X + C$ ($C > 0$), to be received at a predetermined time further in the future—two years, in the current study. In each subsequent choice in the vignette the future payoff is greater—that is, the value of C increases in each line. The policy scenario we use revolves around allocating funds to build a community centre in the MP's locality—either a fixed sum that will result in the community centre being opened within six months, or waiting two years in promise of a higher investment that will result in more facilities and programs offered by the centre.

The choices in this kind of module reveal the degree to which subjects are willing to wait for future benefits, and therefore offer an estimate of how much they discount future payoffs given such a scenario, in a way that does not require introspection or self-report (Fowler and Kam 2006, 114). If a participant prefers the present payoff over some future payoff $X + C_t$, but in the subsequent decision prefers the higher future payoff $X + C_t'$, then we infer that the value this individual places on the present over waiting two years is contained within the segment $[C_t, C_t']$.

According to the formulation of hyperbolic discounting used by Thaler (1981), if the "break point" is exactly at C_t , then the annual discount rate for that individual i is given by the value of d_i that solves $X = (X + C_t) \times (e^{-t*d_i})$, where t is the time horizon. For example, if for a given individual the value above which she will pass on \$100 today and agree to wait two years is \$120, we solve $100 = 120 \times (e^{2*d_i})$ and infer an annual discount rate of $d_i = 2.4\%$.

Below is the full text of the instrument used. We randomly assign participants to either an election or a no-election treatment. The square brackets contain the different texts of the two treatments: the no-election

prime is the text to the left of the "/" sign; the election prime is the text to the right of the sign:

"Suppose there is a need in your community for a new community building, which will include various recreational facilities, like a swimming pool and gymnasium, and services for families, such as a day care, art classes, and after school programs. There are two options for building the community centre. The first is to build a \$10 million centre, which would be opened in 6 months. The other option is [to wait for 2 years/to wait for 2 years, until after the next election], and dedicate more money to the facility. [Within these 2 years, no election will take place./(empty)] The more money that is dedicated to the facility, the larger the facilities and the more programming it will be able to offer.

For each of the scenarios below, please tell us whether you would support building the community centre to open in 6 months, or [in 2 years/in 2 years, after the elections]."

| Alternative A | Alternative B |
|---|---|
| \$10 million centre opening in 6 months | \$10.5 million centre opening [in 2 years/after the next election]. |
| \$10 million centre opening in 6 months | \$11 million centre opening [in 2 years/after the next election]. |
| \$10 million centre opening in 6 months | \$12 million centre opening [in 2 years/after the next election]. |
| \$10 million centre opening in 6 months | \$14 million centre opening [in 2 years/after the next election]. |
| \$10 million centre opening in 6 months | \$17 million centre opening [in 2 years/after the next election]. |
| \$10 million centre opening in 6 months | \$20 million centre opening [in 2 years/after the next election]. |
| \$10 million centre opening in 6 months | \$25 million centre opening [in 2 years/after the next election]. |

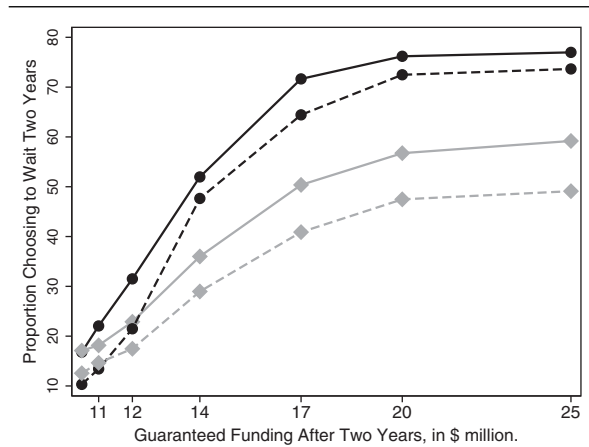
Results

Our main quantity of interest is the future value for which respondents decide to (theoretically) wait two years rather than build the (smaller scale) centre to open in six months. We report how politicians and non-politicians differ on it.¹⁴

In this task, the mean amount for which MPs decide to wait two years over receiving \$10 million in

¹⁴ This kind of analysis relies on the assumption that individuals have consistent preferences regarding the future—that is, that once they decided to prefer a future payoff, they will continue to do so for any future payoff higher than that figure. This is not an obvious assumption—see Frederick, Loewenstein, and O'Donoghue (2002) for a discussion—and we indeed observe preference inconsistencies in both MPs and citizens: 29.6% of MPs (89 out of 300) indicated payoff-inconsistent preferences, and so did 50.1% of citizens. The results reported here exclude inconsistent respondents, but the patterns we observe are generally robust to their inclusion (see SM for comparison).

FIGURE 6. Time-Discounting Module: Proportion of politicians and citizens choosing to wait two years for added funding for a community centre, by the two-year guaranteed investment, split by election treatment.

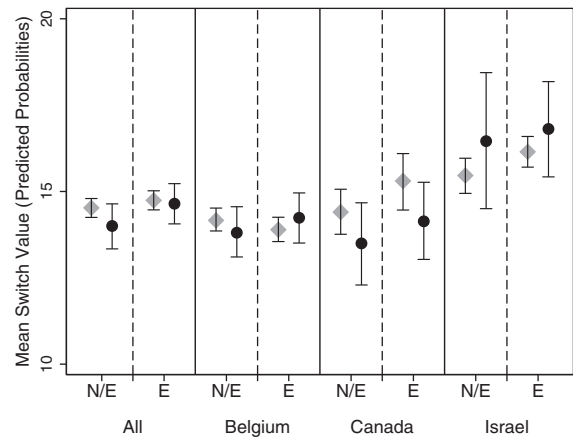


Notes: Diamonds, citizens. Circles, politicians. Solid lines represent the no election condition. Dashed lines, election condition. Citizens $N = 1,538$, politicians $N = 211$.

funding at present is \$14.3 million. This is similar to a mean value of \$14.63 observed in the general population, and the difference is not statistically significant (two-sided t-test $p = 0.20$). The resultant annual future discount rates are 18% for MPs and 19% for citizens. However, the distribution of tipping points in the population of MPs is markedly different from that of citizens. Figure 6 plots the proportion of respondents who, in this task, choose to wait two years, by the promised two-year investment size and by the election treatment conditions. The overall proportion of MPs who at some point opt to switch and “wait” two years, across treatments, is 75.18%, while the same figure for citizens is 53.95%. This difference is remarkably large, suggesting that there is a larger proportion of citizens for whom the two-year present-equivalent value is higher than \$25 million, or, put differently, who have an annual future discount rate higher than 45% when faced with this decision. This puts the similarity in mean break values between politicians and nonpoliticians into perspective: it is strongly conditional on the set of options available to participants.

The dissimilarity between politicians and nonpoliticians is further borne out when examining the pattern of discounting more closely: a large proportion of MPs decide to switch at or close to the \$14M mean, across both treatment conditions: moving from a future payoff of \$12M to \$17M, the overall proportion of MPs choosing the future payoff increases from 26.1% to 67.7% — a 41.6 percentage point increase. For citizens, the equivalent increase is only 25.4 percentage points, and the overall shift is much more gradual. This illustrates that while MPs and citizens on average have similar future

FIGURE 7. Time-Discounting Module: Mean value of the guaranteed future investment on which respondents opt to wait two years, by election treatment, country and sample type.



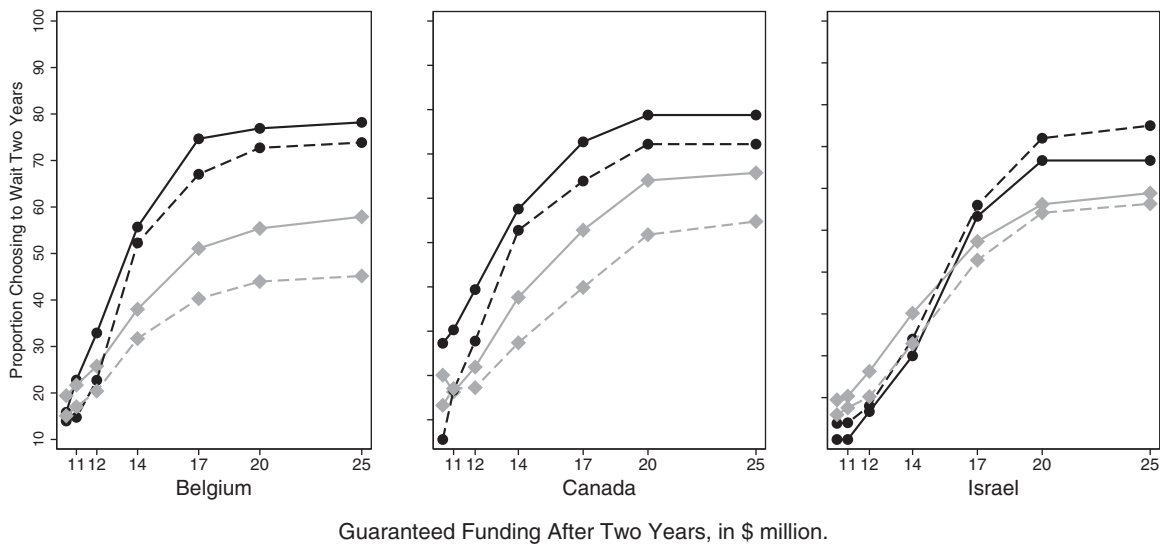
Notes: Diamonds, citizens; circles, politicians. N/E is the no election condition; E, election condition. Values are predicted probabilities, obtained using Clarify. Bars are 95% confidence intervals. Citizens $N = 1,538$, politicians $N = 211$.

discount rates in this task, discount rates in the general population are distributed more uniformly, while MPs’ discount rates are closer to being normally distributed around the \$14M mean. A possible interpretation of this result is that politicians conform more closely to a specific “type” of future time preference, while nonpoliticians have more heterogeneous preferences. The distributions of the minimal future-switching values are indeed substantially different, with a Kolmogorov-Smirnov equality of distributions test returning a value of $p = 0.06$, suggesting that the time discounting patterns exhibited by politicians and nonpoliticians—at least, on this specific task—differ significantly (Massey Jr. 1951).

Figure 7 presents the effect of the election treatment on the mean amount for which politicians and citizens indicate that they would wait two years.¹⁵ For

¹⁵ We reiterate that a manipulation that primes the presence of elections (as opposed to their absence) carries the concern that the treatment effect is confounded by changes in other beliefs as a result of the manipulation (Dafoe, Zhang, and Caughey 2016): in this case, in the election condition, respondents could be more likely to judge the described project as part of an electoral business cycle or an attempt to help them buy votes, above and beyond thinking about the same problem as occurring in temporal proximity to elections. One way to preempt such a confound would have been to engage in “abstract encouragement,” as Dafoe and his colleagues note. In the context of studying political elites, however, we are faced with a tradeoff: abstracting the task away to that degree loses on our ability to motivate MPs to think about problems seriously, which is already a concern given that we are running vignette experiments instead of looking at “real life” behavior. Other solutions, such as relying on complex vignettes that simulate as if natural experiment conditions for respondents were unrealistic to apply given the time constraints elite interviews pose. In light of these considerations, we believe that

FIGURE 8. Time-Discounting Module: Proportion of politicians and citizens choosing to wait two years for added funding for a community center, by the two-year guaranteed investment, across country cases and election treatment conditions.



Notes: Diamonds, citizens. Circles, politicians. Solid lines represent the no election condition. Dashed lines, election condition. Citizens and politicians *N*: Belgium—899, 130, Canada—231, 52, Israel—408, 29.

politicians, priming election increases the mean value from \$14 million to \$14.64 million (one-sided *t*-test $p = 0.07$). Put differently, and as Figure 6 illustrates, introducing an election between present and future choices results in a reduced willingness by politicians to wait two years for the same future payoffs, regardless of the payoff. The imputed annual discount rate exhibited by politicians increases from 16.8% to 19% when elections are primed, serving as a preliminary quantification of the effect that election-related uncertainty has on politicians' future discount rates. A similar, albeit much smaller, effect obtains for nonpoliticians, where the election treatment increases the mean value from \$14.52 to \$14.74 million, also losing statistical significance (one-sided *t*-test $p = 0.14$). Importantly, for both MPs and citizens, in both a stripped-down model and one with controls for gender, age, and country fixed effects, the election treatment effect does not meet conventional levels of statistical significance (see full regression results in the SM). Essentially, we find that, in this specific task, elections have a smaller impact on future discount rates by politicians than is commonly assumed. This experiment uses a hypothetical task and so its external validity—and, in particular, our ability to make a broader claim regarding elections and discount rates—is limited, as is characteristic of other time-discounting measures. Nevertheless, as this is a first direct investigation of this trait with elected politicians who actually engage in elections, and because we

did observe an effect for this treatment, these results highlight the value of further testing how elections alter intertemporal preferences by representatives.

Finally, there is substantial variation across our country cases in politicians' mean discount rates: means range from \$13.8M in Canada and \$14.02M in Belgium to \$16.63M in Israel. The overall observed distribution pattern of discount rates among politicians (and nonpoliticians) remains similar across country cases, as demonstrated in Figure 8. The effect of the election frame on politicians is similar in direction across country cases: mean switch values increase by +\$0.43M in Belgium, +\$0.64M in Canada, and +\$0.36M in Israel. Neither effect is statistically significant.

Overall, these results demonstrate that politicians steeply discount the future—as measured by their willingness to wait two years for more funding—but do so much less than nonpoliticians. These discount rates increase when there is a (hypothetical) election between the present and the time of the future outcome, but this increase in future devaluation is substantively small on this specific task, and far in magnitude from what would be expected if politicians were solely vote-maximizing with short time horizons.¹⁶

¹⁶ Note that this difference between politicians and nonpoliticians might obtain if politicians perceive 10 million dollars as a relatively small amount, but citizens do not; citizens might thus see the community centre as well-funded either way, and so opt to build it sooner. This would require that citizens do not think about the proportional gains of waiting, of course, and we are unsure about whether that is accurate. But we note this as a possibility nonetheless, and suggest it as one area for further study.

the benefits of engaging in our chosen vignette design outweigh these potential concerns.

STUDY 4: STATUS-QUO BIAS

A preference for maintaining the status-quo is a persistent choice anomaly in virtually any decision-making domain, and has been consistently shown to impact a wide variety of outcomes (Kahneman, Knetsch and Thaler 1991). The effect of the status-quo bias on public policy and politics was argued to be especially profound when it was first identified (Samuelson and Zeckhauser 1988), and since then the list of potentially affected political outcomes has grown: status-quo bias is one of the sources of the incumbency advantage (Quattrone and Tversky 1988); it is seen as responsible for adverse economic performance, and for the retention of failed and/or harmful policies (Crandall et al. 2009; Fernandez and Rodrik 1991; Howitt and Wintrobe 1995; Samuelson and Zeckhauser 1988)¹⁷; and an innate preference for—and justification of—the status quo carries potentially long-term implications for disadvantaged groups in society, as their discriminated status is entrenched by the impact of status-quo preference on system justification (Jost, Banaji, and Nosek 2004).

In this literature, elite decision making is assumed to be strongly influenced by a status quo preference. Yet, at the same time, numerous other scholars make the opposite argument by describing politicians as strongly motivated to abandon or modify existing policies. This predisposition towards a platform of change has been claimed to be both a successful campaigning strategy and a frequently observed in-office policymaking style (Aragonès, Postlewaite, and Palfrey 2007; Cai et al. 2009; Capelos 2005; Fu and Li 2014; Majumdar and Mukand 2004).

We are interested in estimating the degree to which politicians are indeed likely to abandon what is presented as the present state policy for a different one: Are they more inclined to favor change or inaction relative to nonelites? Following up on the argument made by Tetlock and Boettger (1994), we are also interested in evaluating whether accountability in public policy-related decision making amplifies the status-quo effect.

Method

We use a design similar to the original modules used by Samuelson and Zeckhauser (1988; see also Anderson 2003), where participants are asked to make a choice between two alternatives. We manipulate which of the two is presented as the default/current state of the world, and participants are randomly assigned to either treatment. We employ a scenario where MPs are required to adopt one of two policy plans, each

¹⁷ Further potential evidence for such adverse effects is found in Jones and Baumgartner (2005a), who demonstrate a nonincremental, nonrational budgeting process in the U.S. Congress. This pattern is attributed to attention deficits of individual decision makers and to institutional friction. An alternative interpretation is that inadequate reaction to changing circumstances and the resultant punctuated equilibrium pattern are the result of a strong status-quo bias governing decision makers' logic.

having different GDP growth and deficit projections—either 3% growth and 3% deficit (“3 + 3”), or 5% growth and 5% deficit (“5 + 5”). We add an additional accountability treatment by adding or removing text that describes the situation as happening a month before an upcoming election and notes that there is press pressure to know the respondent’s position on the issue.

The experiment was administered as part of the second wave of our MP interviews during 2015 (overall module $N = 377$). We also presented the same module to citizens across the three country cases (module $N = 4375$).

Below are the full texts of the module used. The square brackets contain the low/high accountability treatments; the different status-quo frames are listed separately:

1. Status quo—3 + 3:

“[Imagine that / Going into the coming elections,] your party has to adopt an economic policy plan. The party has to choose between two plans: plan A will keep the rate of economic growth and budget deficit at their current levels. The rate of economic growth is currently 3% and the budget deficit is 3%. Plan B would increase the rate of economic growth by 2% while also increasing the budget deficit by 2%.

[(empty)/A month before the elections, reporters ask you which plan you would support.]

Which plan would you vote for?”

2. Status quo – 5 + 5:

“[Imagine that/Going into the coming elections,] your party has to adopt an economic policy plan. The party has to choose between two plans: plan A will keep the rate of economic growth and budget deficit at their current levels. The rate of economic growth is currently 5% and the budget deficit is 5%. Plan B would decrease the rate of economic growth by 2% while also decreasing the budget deficit by 2%.

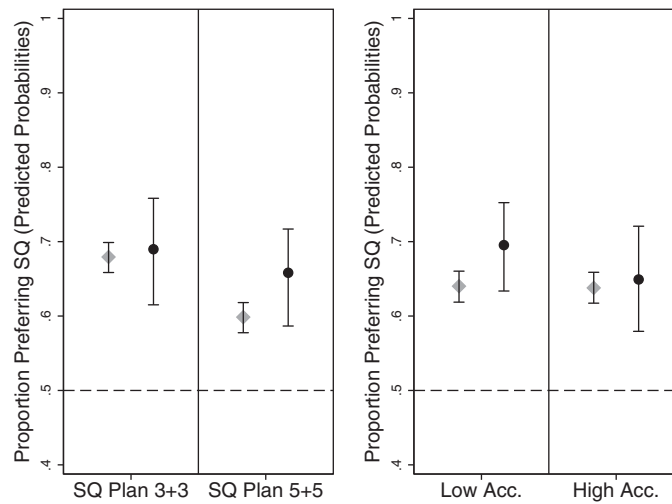
[(empty)/A month before the elections, reporters ask you which plan you would support.]

Which plan would you vote for?”

Results

Our quantities of interest are the proportions of respondents choosing the policy plan that is presented as the status quo under different conditions. Overall, only 67.3% of MPs chose the plan presented as the status-quo, while 32.7% chose to abandon for the non-default plan. The rate of status-quo preference in the general population is lower overall—64.1%—but not significantly so (two-sided t-test $p = 0.20$). This similarity between politicians and citizens holds in Belgium (65% and 64%, respectively) and in Israel (67.7% and 64.1%). In Canada, politicians are significantly more likely to adhere to the status quo compared to citizens (76.4% of MPs choosing the status quo compared with 60% of citizens (two-sided t-test $p = 0.01$).

The left panel of Figure 9 plots the effect of the different plans on adherence to the status quo. Politicians tend to strongly favor the status-quo plan regardless

FIGURE 9. Proportion of politicians and citizens choosing the economic plan presented as the status quo, by experimental treatments.

Notes: Left panel displays results by the content of the status quo plan. 3+3 is 3% GDP growth and 3% deficit. 5+5 is 5% GDP growth and 5% deficit. Right panel displays results by low or high accountability condition. Circles denote politicians; diamonds, citizens. Values are predicted probabilities, obtained using Clarify. Bars are 95% confidence intervals. Citizens $N = 4375$, politicians $N = 377$.

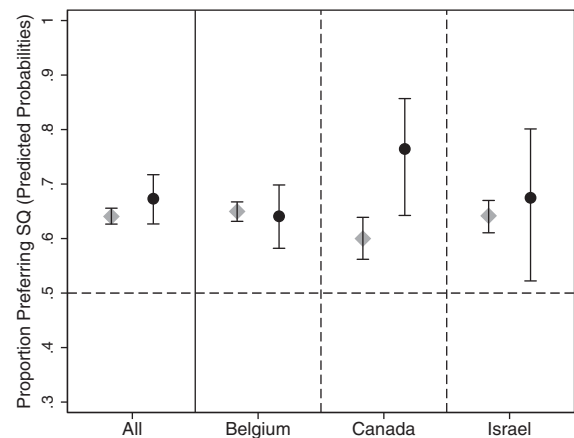
of its content: 68.9% opt for the alternative when the status-quo is the 3+3 plan, and 65.8% do so when the default is the 5+5 plan—a statistically insignificant difference ($p = 0.46$). In contrast, nonpoliticians are more averse to the 5+5 plan, choosing it 59.9% of the time when it is presented as the status-quo option, compared with 67.9% of respondents who choose the 3+3 plan when it is the default ($p = 0.00$).

Priming accountability somewhat increases politicians' likelihood of overcoming their preference for the status-quo plan in this task, but this change is far from meeting conventional levels of statistical significance. In the low accountability condition, the status-quo is chosen 69.5% of the time, and when accountability is high this figure drops by 4.6 percentage points to 64.9% (two-sided t -test $p = 0.32$). This conforms with an absence of an accountability effect for citizens (64% vs. 63.7% preference for the status quo in the low/high conditions, respectively). The right panel of Figure 9 plots these results for politicians.

Finally, Figure 10 plots the rates of abandoning the status-quo plan by country case. Overall, politicians are either equally biased towards the choice that is presented as status-quo in this module, or, as in Canada, are even more likely than nonpoliticians to prefer it.

CONCLUSION

Elected politicians are far from being the ideal decision makers they are often modeled to be. When making policy choices, politicians appear to be as much—if

FIGURE 10. Proportion of politicians and citizens choosing the economic plan presented as the status quo, by country case.

Notes: Circles denote politicians; diamond, citizens. Values are predicted probabilities, obtained using Clarify. Bars are 95% confidence intervals. Citizens and politicians N : Belgium—2751, 251, Canada—619, 74, Israel—1005, 52.

not more—subject to known choice anomalies as non-politicians.

In this three-country study we find that national-level and subnational-level incumbent politicians exhibit a strong tendency to escalate commitment to a

failed course of action in the face of hypothetical sunk costs—significantly more so than nonpoliticians—and that priming accountability only marginally reduces this tendency. These politicians also adhere very strongly to policy choices in vignettes where they are presented as the status quo, above and beyond the substantive content of the policy. We further find that politicians favor risk-seeking when faced with policy choices with varying levels of uncertainty—consistently more so than the citizens who elect them across our country cases. We also observe that, like nonpoliticians, politicians' risk calculus when making such choices is strongly subject to framing effects. Finally, these elected politicians exhibit a distinct future time-discounting preference when faced with a scenario that involves present–future spending tradeoffs. This preference is surprisingly similar across the three country cases examined in this paper, and it consistently distinguishes politicians from the general populations that elect them. The patterns we observe also hold when we limit our citizen comparison group to individuals who were propensity-matched to MPs based on age and gender (see full analysis in the SM), suggesting that demographic-based selection effects do not alone account for these results.

Do our results point to contexts in which we should expect politicians' decision-making to reflect fewer choice anomalies or more classically “rational” decision-making? We have explored at least one potential source of variation in politicians' incentives here; namely, accountability. The impact of accountability is in each case inconclusive, however. In the scenarios we evaluated, accountability decreases only slightly the status-quo bias; it appears to matter little for future time discounting or for sunken costs; and while it reduces risk-seeking among Belgian MPs, it increases risk-seeking among Canadian MPs, and has no impact on Israeli MPs. We have captured accountability in only one way in each instance, of course, and future tests may well yield more powerful evidence of the impact of accountability on the prevalence of choice anomalies. For the time being, there are few indications here of conditions that might augment or diminish the impact of these choice anomalies on elected officials' decision making.

The impact of accountability is just one of many areas in which future work is warranted. We have explored each of four choice anomalies through just four modules, after all. We have varied policy domains from one task to the next, but we still cannot be sure that our results for each choice anomaly will hold for all possible policy domains. Nor can we be fully confident that our results do not vary across different political/electoral systems. We see some between-country differences here, but they are, for the most part, small; and, in any case, while our use of three countries allows for some claims about the generalizability of our findings, it does not provide the leverage necessary to explore the impact that political institutions may have on choice anomalies. Do proportional systems in which incumbent politicians may have longer political careers encourage politicians to have lower time-discounting

rates? We cannot answer this, nor many related questions, here.

We have nevertheless demonstrated the potential significance of choice anomalies to understanding political decision making. Our results provide a first direct comparison of common choice anomalies between politicians and nonpoliticians. In so doing, they highlight potential inadequacies in political science theories that do not take into account such patterns—either by assuming that elite decision makers are optimally strategic and rational as their starting point (influential examples include Dewan and Dowding 2005; Downs and Rocke 1994; Fearon 1995, 1997; Putnam 1988; Rogoff 1990; Tsebelis 1990, 2002) or by ascribing to them behavioral patterns observed in convenience samples without accounting for potential systematic differences between them and the politicians under study (Jones and Baumgartner 2005b; Jervis 1992; Jones 2001; McDermott 2001). Updating such assumptions can be particularly useful to our understanding of the causes of important political outcomes. If politicians do not have stable risk preferences, then the likelihood of engaging in international armed conflict, or of escalating domestic crises, is probably more complex to predict and should involve a closer inspection of decision frames and reference points than what is present in several current accounts. If politicians discount the future less than some models assume, then phenomena that are normally explained by relying on this tendency, such as electoral business cycles, may warrant an examination of additional causes. And if politicians have a strong status-quo preference—even stronger than that of citizens—then models of the policy process that see elites as indifferent to, or even eager for, change (like the arguments for public responsiveness and dynamic representations) should revisit the motivation for their expectations and the factors that produce them in light of these findings.

Looking forward, our understanding of elite behavior would benefit from several extensions: there is still a long list of behaviors for which we might expect differences between politicians and nonpoliticians, and that would therefore benefit from direct measurement with elites, such as levels of other-regarding thinking, choice overconfidence, and cooperative behavior (Hafner-Burton, Hughes, and Victor 2013); and there is much to learn by expanding the scope of this kind of research to different institutional environments—whether in different countries or other levels of government. In undertaking this challenge, future studies would benefit from addressing concerns regarding confounding in survey experiments with elites, as much as possible.

Importantly, there is much to explore in terms of understanding the determinants of the patterns we observe. The extant literature fleshes out three categories of factors that feed into the unique ways in which politicians employ heuristics and are subject to decision biases. First, how politicians conduct themselves in office may be the result of selection effects that increase the likelihood of specific types of people winning office and subsequently exhibiting more (or less) of a certain bias

or heuristic in their decision making. This is important not only in the context of differences in fundamental personality profiles, but also when looking at socioeconomic and demographic determinants of selection into office that are known to affect the behavior of elected politicians, such as gender (Swers 2002; Wängnerud 2009), race, education, socialization, and economic attainment (Broockman 2014; Grose 2011; Lawless 2012; Norris and Lovenduski 1995)—some of which are significant predictors of the outcomes we report here. This kind of subgroup analysis is an important and natural extension of our line of research. Second, learning and expertise that is accumulated while in office can alter representatives' behavior in systematic and predictable ways. This experience-based differentiation is too an important predictor of differences in decision-making preferences within the population of elected politicians, and its discussion is beyond the scope of this paper. Third, causes related to the unique environment politicians operate in—and specifically the idiosyncratic effect of being held publicly accountable as a political office holder—can incentivize the adoption of some of the behaviors we observe. Pinning the exact causal weight of each of these three categories on behaviors that politicians engage in while in office can contribute greatly to our understanding of decision making by incumbents. Subsequently, these findings can and should inform ongoing efforts to reshape institutions to improve decision-making quality, responsiveness, and accountability.

SUPPLEMENTARY MATERIAL

To view supplementary material for this article, please visit <https://doi.org/10.1017/S0003055417000569>.

Replication materials can be found on Dataverse at <https://doi.org/10.7910/DVN/E7OQEY>.

REFERENCES

- Aberbach, Joel D., Robert D. Putnam, and Bert A. Rockman. 1981. *Bureaucrats and Politicians in Western Democracies*. Cambridge, MA: Harvard University Press.
- Alesina, Alberto. 1987. "Macroeconomic Policy in a Two-Party System as a Repeated Game." *The Quarterly Journal of Economics* 102 (3): 651–78.
- Anderson, Christopher J. 2003. "The Psychology of Doing Nothing: Forms of Decision Avoidance Result from Reason and Emotion." *Psychological Bulletin* 129 (1): 139.
- Aragonès, Enriqueta, Andrew Postlewaite, and Thomas Palfrey. 2007. "Political Reputations and Campaign Promises." *Journal of the European Economic Association* 5 (4): 846–84.
- Arceneaux, Kevin. 2012. "Cognitive Biases and the Strength of Political Arguments." *American Journal of Political Science* 56 (2): 271–85.
- Arkes, Hal R., and Catherine Blumer. 1985. "The Psychology of Sunk Cost." *Organizational Behavior and Human Decision Processes* 35 (1): 124–40.
- Arnold, R. Douglas. 1992. *The Logic of Congressional Action*. New Haven, CT: Yale University Press.
- Ashworth, Scott. 2012. "Electoral Accountability: Recent Theoretical and Empirical Work." *Annual Review of Political Science* 15: 183–201.
- Axelrod, Robert. 2015. *Structure of Decision: The Cognitive Maps of Political Elites*. Princeton, NJ: Princeton University Press.
- Barbosa, Saulo Dubard, Megan W. Gerhardt, and Jill Richard Kickul. 2007. "The Role of Cognitive Style and Risk Preference on Entrepreneurial Self-Efficacy and Entrepreneurial Intentions." *Journal of Leadership & Organizational Studies* 13 (4): 86–104.
- Baron, David P., and John A. Ferejohn. 1989. "Bargaining in Legislatures." *American Political Science Review* 83 (04): 1181–206.
- Baumgartner, Frank R., and Bryan D. Jones. 1993. *Agendas and Instability in American Politics*. Chicago, IL: University of Chicago Press.
- Best, Heinrich. 2011. "Does Personality Matter in Politics? Personality Factors as Determinants of Parliamentary Recruitment and Policy Preferences." *Comparative Sociology* 10 (6): 928–48.
- Boettcher, William A. 2004. "The Prospects for Prospect Theory: An Empirical Evaluation of International Relations Applications of Framing and Loss Aversion." *Political Psychology* 25 (3): 331–62.
- Boettcher, William A., and Michael D. Cobb. 2009. "Don't Let Them Die in Vain Casualty Frames and Public Tolerance for Escalating Commitment in Iraq." *Journal of Conflict Resolution* 53 (5): 677–97.
- Brender, Adi, and Allan Drazen. 2008. "How do Budget Deficits and Economic Growth Affect Reelection Prospects? Evidence from a Large Panel of Countries." *The American Economic Review* 98 (5): 2203–20.
- Broockman, David E. 2014. "Mobilizing Candidates: Political Actors Strategically Shape the Candidate Pool with Personal Appeals." *Journal of Experimental Political Science* 1 (02): 104–19.
- Broockman, David E., and Daniel M. Butler. 2017. "The Causal Effects of Elite Position-Taking on Voter Attitudes: Field Experiments with Elite Communication." *American Journal of Political Science* 61 (1): 208–21.
- Bueno de Mesquita, Bruce. 2013. *Principles of International Politics*. Thousand Oaks, CA: Sage.
- Bueno de Mesquita, Bruce, and Randolph M. Siverson. 1995. "War and the Survival of Political Leaders: A Comparative Study of Regime Types and Political Accountability." *American Political Science Review* 89 (04): 841–55.
- Butler, Daniel M., and Adam M. Dynes. 2016. "How Politicians Discount the Opinions of Constituents with Whom They Disagree." *American Journal of Political Science* 60 (4): 975–89.
- Butler, Daniel M., Christopher F. Karpowitz, and Jeremy C. Pope. 2012. "A Field Experiment on Legislators Home Styles: Service versus Policy." *The Journal of Politics* 74 (02): 474–86.
- Cai, Hongbin and Daniel Treisman. 2009. "Political Decentralization and Policy Experimentation." *Quarterly Journal of Political Science* 4 (1): 35–58.
- Camerer, Colin F., Robin M. Hogarth, David V. Budescu, and Catherine Eckel. 1999. The Effects of Financial Incentives in Experiments: A Review and Capital-Labor-Production Framework. In *Elicitation of Preferences*. New York, NY: Springer, 7–48.
- Capelos, Tereza. 2005. *Shield or Stinger: The Role of Party Bonds and Competence Evaluations in Political Predicaments*. Technical Report, University of Surrey.
- Caprara, Gian Vittorio, Claudio Barbaranelli, Chiara Consiglio, Laura Picconi, and Philip G. Zimbardo. 2003. "Personalities of Politicians and Voters: Unique and Synergistic Relationships." *Journal of Personality and Social Psychology* 84 (4): 849.
- Caprara, Gianvittorio, Donata Francescato, Minou Mebane, Roberta Sorace, and Michele Vecchione. 2010. "Personality Foundations of Ideological Divide: A Comparison of Women Members of Parliament and Women Voters in Italy." *Political Psychology* 31 (5): 739–62.
- Chabris, Christopher F., David Laibson, Carrie L. Morris, Jonathon P. Schuldt, and Dmitry Taubinsky. 2008. "Individual Laboratory-Measured Discount Rates Predict Field Behavior." *Journal of Risk and Uncertainty* 37 (2-3): 237.
- Chong, Dennis, and James N. Druckman. 2007. "Framing Theory." *Annu. Rev. Polit. Sci.* 10: 103–26.
- Crandall, Christian S., Scott Eidelman, Linda J. Skitka, and G. Scott Morgan. 2009. "Status Quo Framing Increases Support for Torture." *Social Influence* 4 (1): 1–10.
- Dafoe, Allan. 2011. "Statistical Critiques of the Democratic Peace: Caveat Emptor." *American Journal of Political Science* 55 (2): 247–62.
- Dafoe, Allan, Baobao Zhang, and Devin Caughey. 2016. "Confounding in Survey Experiments: Diagnostics and Solutions." *Manuscript*. <http://www.allandafoe.com/confounding>.

- Dewan, Torun, and Keith Dowding. 2005. "The Corrective Effect of Ministerial Resignations on Government Popularity." *American Journal of Political Science* 49 (1): 46–56.
- Dewan, Torun, and Arthur Spirling. 2011. "Strategic Opposition and Government Cohesion in Westminster Democracies." *American Political Science Review* 105 (02): 337–58.
- Dietrich, Bryce J., Scott Lasley, Jeffery J. Mondak, Megan L. Rempel, and Joel Turner. 2012. "Personality and Legislative Politics: The Big Five Trait Dimensions among U.S. State Legislators." *Political Psychology* 33 (2): 195–210.
- DiRenzo, Gordon J. 1967. "Professional Politicians and Personality Structures." *American Journal of Sociology* 73 (2): 217–25.
- Downs, George W., and David M. Rocke. 1994. "Conflict, Agency, and Gambling for Resurrection: The Principal-Agent Problem goes to War." *American Journal of Political Science* 38 (2): 362–80.
- Drazen, Allan. 2000. "The Political Business Cycle after 25 Years." *NBER Macroeconomics Annual* 15: 75–117.
- Druckman, James N. 2001. "The Implications of Framing Effects for Citizen Competence." *Political Behavior* 23 (3): 225–56.
- Druckman, James N. 2004. "Political Preference Formation: Competition, Deliberation, and the (Ir)relevance of Framing Effects." *American Political Science Review* 98 (04): 671–86.
- Druckman, James N., Donald P. Green, James H. Kuklinski, and Arthur Lupia. 2006. "The Growth and Development of Experimental Research in Political Science." *American Political Science Review* 100 (04): 627–35.
- Druckman, James N., and Arthur Lupia. 2000. "Preference Formation." *Annual Review of Political Science* 3 (1): 1–24.
- Druckman, James N., and Arthur Lupia. 2012. "Experimenting with Politics." *Science* 335 (6073): 1177–9.
- Druckman, James N., and Rose McDermott. 2008. "Emotion and the Framing of Risky Choice." *Political Behavior* 30 (3): 297–321.
- Dunleavy, Patrick. 2014. *Democracy, Bureaucracy and Public Choice: Economic Approaches in Political Science*. New York, NY: Routledge.
- Dur, Robert A. J. 2001. "Why do Policy Makers Stick to Inefficient Decisions?" *Public Choice* 107 (3-4): 221–34.
- Edwards, George C., and B. Dan Wood. 1999. "Who Influences Whom? The President, Congress, and the Media." *American Political Science Review* 93 (02): 327–44.
- Enemark, Daniel, Clark C. Gibson, Mathew D. McCubbins, and Brigitte Seim. 2016. "Effect of Holding Office on the Behavior of Politicians." *Proceedings of the National Academy of Sciences* 113 (48): 13690–5.
- Fatas, Enrique, Tibor Neugebauer, and Pilar Tamborero. 2007. "How Politicians Make Decisions: A Political Choice Experiment." *Journal of Economics* 92 (2): 167–96.
- Fearon, James D. 1995. "Rationalist Explanations for War." *International Organization* 49 (03): 379–414.
- Fearon, James D. 1997. "Signaling Foreign Policy Interests Tying Hands versus Sinking Costs." *Journal of Conflict Resolution* 41 (1): 68–90.
- Fearon, James D. 1999. "Electoral Accountability and the Control of Politicians: Selecting Good Types versus Sanctioning Poor Performance." *Democracy, Accountability, and Representation* 55: 61.
- Feldman, Ofer. 1996. "The Political Personality of Japan: An Inquiry into the Belief Systems of Diet Members." *Political Psychology* 17 (4): 657–82.
- Fernandez, Raquel, and Dani Rodrik. 1991. "Resistance to Reform: Status Quo Bias in the Presence of Individual-Specific Uncertainty." *The American Economic Review*, 1146–55.
- Fowler, James H., and Cindy D. Kam. 2006. "Patience as a Political Virtue: Delayed Gratification and Turnout." *Political Behavior* 28 (2): 113–28.
- Franzese Jr, Robert J. 2002. "Electoral and Partisan Cycles in Economic Policies and Outcomes." *Annual Review of Political Science* 5 (1): 369–421.
- Fréchette, Guillaume R. 2011. "Laboratory Experiments: Professionals versus Students." Available at SSRN: <https://ssrn.com/abstract=1939219> or <https://doi.org/10.2139/ssrn.1939219>.
- Frederick, Shane, George Loewenstein, and Ted O'Donoghue. 2002. "Time Discounting and Time Preference: A Critical Review." *Journal of Economic Literature* 40 (2): 351–401.
- Fu, Qiang, and Ming Li. 2014. "Reputation-Concerned Policy Makers and Institutional Status Quo Bias." *Journal of Public Economics* 110: 15–25.
- Galle, Brian D. 2012. "Myopia, Fiscal Federalism, and Unemployment Insurance: Time to Reform UI Financing." *Boston College Law School Legal Studies Research Paper* (265).
- Garrett, Geoffrey. 1993. "The Politics of Structural Change Swedish Social Democracy and Thatcherism in Comparative Perspective." *Comparative Political Studies* 25 (4): 521–47.
- Geddes, Barbara. 1996. *Politician's Dilemma: Building State Capacity in Latin America*. Vol. 25, Berkeley, CA: University of California Press.
- Gerber, Alan S., Gregory A. Huber, David Doherty, and Conor M. Dowling. 2011. "The Big Five Personality Traits in the Political Arena." *Annual Review of Political Science* 14: 265–87.
- Ghadim, Amir K. Abadi, David J. Pannell, and Michael P. Burton. 2005. "Risk, Uncertainty, and Learning in Adoption of a Crop Innovation." *Agricultural Economics* 33 (1): 1–9.
- Gilovich, Thomas, Dale Griffin, and Daniel Kahneman. 2002. *Heuristics and Biases: The Psychology of Intuitive Judgment*. New York, NY: Cambridge University Press.
- Green, Donald P., Bradley Palmquist, and Eric Schickler. 2004. *Partisan Hearts and Minds: Political Parties and the Social Identities of Voters*. New Haven, CT: Yale University Press.
- Greenstein, Fred I. 2004. *The Presidential Difference: Leadership Style from FDR to George W. Bush*. Princeton, NJ: Princeton University Press.
- Grose, Christian R. 2011. *Congress in Black and White: Race and Representation in Washington and at Home*. New York, NY: Cambridge University Press.
- Grose, Christian R., Neil Malhotra, and Robert Parks Van Houwelingen. 2015. "Explaining Explanations: How Legislators Explain their Policy Positions and How Citizens React." *American Journal of Political Science* 59 (3): 724–43.
- Hafner-Burton, Emilie M., D. Alex Hughes, and David G. Victor. 2013. "The Cognitive Revolution and the Political Psychology of Elite Decision Making." *Perspectives on Politics* 11 (02): 368–86.
- Hall, Peter A., and Rosemary C. R. Taylor. 1996. "Political Science and the Three New Institutionalisms." *Political Studies* 44 (5): 936–57.
- Harrison, Glenn W., Morten I. Lau, E. Elisabet Rutström, and Melonie B. Sullivan. 2005. "Eliciting Risk and Time Preferences Using Field Experiments: Some Methodological Issues." *Field Experiments in Economics* 10: 125–218.
- Harrison, Glenn W., Morten I. Lau, and Melonie B. Williams. 2002. "Estimating Individual Discount Rates in Denmark: A Field Experiment." *The American Economic Review* 92 (5): 1606–17.
- Healy, Andrew, and Neil Malhotra. 2013. "Retrospective Voting Reconsidered." *Annual Review of Political Science* 16: 285–306.
- Heath, Chip. 1995. "Escalation and De-escalation of Commitment in Response to Sunk Costs: The Role of Budgeting in Mental Accounting." *Organizational Behavior and Human Decision Processes* 62 (1): 38–54.
- Heß, Moritz, Christian von Scheve, Jürgen Schupp, and Gert Wagner. 2013. "Members of German Federal Parliament More Risk-Loving Than General Population." SOEP Paper No. 546. Available at SSRN: <https://ssrn.com/abstract=2253836> or <https://doi.org/10.2139/ssrn.2253836>.
- Hogarth, Robin M. 2002. "Deciding Analytically or Trusting Your Intuition? The Advantages and Disadvantages of Analytic and Intuitive Thought." UPF Economics and Business Working Paper No. 654. Available at SSRN: <https://ssrn.com/abstract=394920> or <https://doi.org/10.2139/ssrn.394920>.
- Howitt, Peter, and Ronald Wintrobe. 1995. "The Political Economy of Inaction." *Journal of Public Economics* 56 (3): 329–53.
- Jacobs, Alan M. 2008. "The Politics of When: Redistribution, Investment and Policy Making for the Long Term." *British Journal of Political Science* 38 (02): 193–220.
- Jacobs, Alan M. 2011. *Governing for the Long Term: Democracy and the Politics of Investment*. Cambridge: Cambridge University Press.
- Jervis, Robert. 1992. "Political Implications of Loss Aversion." *Political Psychology* 13 (2): 187–204.
- Jervis, Robert. 2015. *Perception and Misperception in International Politics*. Princeton, NJ: Princeton University Press.

- Johnson, Dominic D. P., Rose McDermott, Emily S. Barrett, Jonathan Cowden, Richard Wrangham, Matthew H. McIntyre, and Stephen Peter Rosen. 2006. "Overconfidence in Wargames: Experimental Evidence on Expectations, Aggression, Gender and Testosterone." *Proceedings of the Royal Society B: Biological Sciences* 273 (1600): 2513–20.
- Jones, Bryan D. 2001. *Politics and the Architecture of Choice: Bounded Rationality and Governance*. Chicago, IL: University of Chicago Press.
- Jones, Bryan D. 2003. "Bounded Rationality and Political Science: Lessons from Public Administration and Public Policy." *Journal of Public Administration Research and Theory* 13 (4): 395–412.
- Jones, Bryan D. and Frank R. Baumgartner. 2005a. "A Model of Choice for Public Policy." *Journal of Public Administration Research and Theory* 15 (3): 325–51.
- Jones, Bryan D., and Frank R. Baumgartner. 2005b. *The Politics of Attention: How Government Prioritizes Problems*. Chicago, IL: University of Chicago Press.
- Jost, John T., Mahzarin R. Banaji, and Brian A. Nosek. 2004. "A Decade of System Justification Theory: Accumulated Evidence of Conscious and Unconscious Bolstering of the Status Quo." *Political Psychology* 25 (6): 881–919.
- Kahneman, Daniel. 2011. *Thinking, Fast and Slow*. New York, NY: Farrar, Straus and Giroux.
- Kahneman, Daniel, Jack L. Knetsch, and Richard H. Thaler. 1991. "Anomalies: The Endowment Effect, Loss Aversion, and Status Quo Bias." *The Journal of Economic Perspectives* 5 (1): 193–206.
- Kalla, Joshua L., and David E. Broockman. 2016. "Campaign Contributions Facilitate Access to Congressional Officials: A Randomized Field Experiment." *American Journal of Political Science* 60 (3): 545–58.
- Kanwisher, Nancy. 1989. "Cognitive Heuristics and American Security Policy." *Journal of Conflict Resolution* 33 (4): 652–75.
- Kayser, Mark Andreas. 2005. "Who Surfs, Who Manipulates? The Determinants of Opportunistic Election Timing and Electorally Motivated Economic Intervention." *American Political Science Review* 99 (01): 17–27.
- Kingdon, John W. 1989. *Congressmen's Voting Decisions*. Ann Arbor, MI: University of Michigan Press.
- Kühberger, Anton. 1998. "The Influence of Framing on Risky Decisions: A Meta-Analysis." *Organizational Behavior and Human Decision Processes* 75 (1): 23–55.
- Lawless, Jennifer L. 2012. *Becoming a Candidate: Political Ambition and the Decision to Run for Office*. New York, NY: Cambridge University Press.
- Lerner, Jennifer S., and Philip E. Tetlock. 1999. "Accounting for the Effects of Accountability." *Psychological Bulletin* 125 (2): 255.
- LeVeck, Brad L., D. Alex Hughes, James H. Fowler, Emilie Hafner-Burton, and David G. Victor. 2014. "The Role of Self-Interest in Elite Bargaining." *Proceedings of the National Academy of Sciences* 111 (52): 18536–41.
- Levy, Jack S. 1997. "Prospect Theory, Rational Choice, and International Relations." *International Studies Quarterly* 41 (1): 87–112.
- Levy, Jack S. 2003. "Applications of Prospect Theory to Political Science." *Synthese* 135 (2): 215–41.
- Levy, Jack S. 2013. "Psychology and Foreign Policy Decision-Making." *The Oxford Handbook of Political Psychology*, 314–6.
- Linde, Jona, and Barbara Vis. 2017. "Do Politicians Take Risks Like the Rest of Us? An Experimental Test of Prospect Theory under MPs." *Political Psychology* 38 (1): 101–17.
- List, John A. 2003. "Does Market Experience Eliminate Market Anomalies?" *The Quarterly Journal of Economics* 118 (1): 41–71.
- List, John A., and Charles F. Mason. 2011. "Are CEOs Expected Utility Maximizers?" *Journal of Econometrics* 162 (1): 114–23.
- Loewen, Peter, and Michael MacKenzie. Forthcoming. "Service Representation in a Federal System: A Field Experiment." *Journal of Experimental Political Science*.
- Loewenstein, George, and Jon Elster. 1992. *Choice Over Time*. New York, NY: Russell Sage Foundation.
- Majumdar, Sumon, and Sharun W. Mukand. 2004. "Policy Gambles." *The American Economic Review* 94 (4): 1207–22.
- March, James G., and Johan P. Olsen. 1995. *Democratic Governance*. New York, NY: Free Press.
- Massey Jr, Frank J. 1951. "The Kolmogorov-Smirnov Test for Goodness of Fit." *Journal of the American Statistical Association* 46 (253): 68–78.
- McAfee, R. Preston, Hugo M. Mialon, and Sue H. Mialon. 2010. "Do Sunk Costs Matter?" *Economic Inquiry* 48 (2): 323–36.
- McDermott, Rose. 2001. *Risk-Taking in International Politics: Prospect Theory in American Foreign Policy*. Ann Arbor, MI: University of Michigan Press.
- McDermott, Rose. 2004. *Political Psychology in International Relations*. Ann Arbor, MI: University of Michigan Press.
- McDermott, Rose, James H. Fowler, and Oleg Smirnov. 2008. "On the Evolutionary Origin of Prospect Theory Preferences." *The Journal of Politics* 70 (02): 335–50.
- McGraw, Kathleen M. 2000. "Contributions of the Cognitive Approach to Political Psychology." *Political Psychology* 21 (4): 805–32.
- Meier, Stephan, and Charles D. Sprenger. 2012. "Time Discounting Predicts Creditworthiness." *Psychological Science* 23 (1): 56–8.
- Mellers, Barbara, Eric Stone, Pavel Atanasov, Nick Rohrbaugh, S. Emlen Metz, Lyle Ungar, Michael M. Bishop, Michael Horowitz, Ed Merkle, and Philip Tetlock. 2015. "The Psychology of Intelligence Analysis: Drivers of Prediction Accuracy in World Politics." *Journal of Experimental Psychology: Applied* 21 (1): 1.
- Mercer, Jonathan. 2005. "Prospect Theory and Political Science." *Annual Review of Political Science* 8: 1–21.
- Miler, Kristina C. 2009. "The Limitations of Heuristics for Political Elites." *Political Psychology* 30 (6): 863–94.
- Mintz, Alex, Steven B. Redd, and Arnold Vedlitz. 2006. "Can We Generalize from Student Experiments to the Real World in Political Science, Military Affairs, and International Relations?" *Journal of Conflict Resolution* 50 (5): 757–76.
- Morton, Rebecca B., and Kenneth C. Williams. 2010. *Experimental Political Science and the Study of Causality: From Nature to the Lab*. New York, NY: Cambridge University Press.
- Nordhaus, William D. 1975. "The Political Business Cycle." *The Review of Economic Studies* 42 (2): 169–90.
- Norris, Pippa, and Joni Lovenduski. 1995. *Political Recruitment: Gender, Race and Class in the British Parliament*. Cambridge, UK: Cambridge University Press.
- Pierson, Paul. 2000. "Increasing Returns, Path Dependence, and the Study of Politics." *American Political Science Review* 94 (2): 251–67.
- Przeworski, Adam, Susan C. Stokes, and Bernard Manin. 1999. *Democracy, Accountability, and Representation*. Vol. 2, Cambridge, UK: Cambridge University Press.
- Putnam, Robert. 1976. *The Comparative Study of Political Elites*. Englewood Cliffs, NJ: Prentice-Hall.
- Putnam, Robert D. 1988. "Diplomacy and Domestic Politics: The Logic of Two-Level Games." *International Organization* 42 (03): 427–60.
- Quattrone, George A., and Amos Tversky. 1988. "Contrasting Rational and Psychological Analyses of Political Choice." *American Political Science Review* 82 (03): 719–36.
- Renshon, Jonathan. 2015. "Losing Face and Sinking Costs: Experimental Evidence on the Judgment of Political and Military Leaders." *International Organization* 69 (3): 659–95.
- Rogoff, Kenneth. 1990. "Equilibrium Political Budget Cycles." *The American Economic Review*, 21–36.
- Samuelson, William, and Richard Zeckhauser. 1988. "Status quo bias in Decision Making." *Journal of Risk and Uncertainty* 1 (1): 7–59.
- Shepsle, Kenneth A., and Mark S. Bonchek. 1997. *Analyzing Politics: Rationality, Behavior and Institutions*. New York, NY: W.W. Norton.
- Sherman, Gary D., Joa J. Lee, Amy J. C. Cuddy, Jonathan Renshon, Christopher Oveis, James J. Gross, and Jennifer S. Lerner. 2012. "Leadership is Associated with Lower Levels of Stress." *Proceedings of the National Academy of Sciences* 109 (44): 17903–7.
- Simonson, Itamar, and Peter Nye. 1992. "The Effect of Accountability on Susceptibility to Decision Errors." *Organizational Behavior and Human Decision Processes* 51 (3): 416–46.
- Simonson, Itamar, and Barry M. Staw. 1992. "Deescalation Strategies: A Comparison of Techniques for Reducing Commitment to

- Losing Courses of Action." *Journal of Applied Psychology* 77 (4): 419.
- Sleesman, Dustin J., Donald E. Conlon, Gerry McNamara, and Jonathan E. Miles. 2012. "Cleaning up the Big Muddy: A Meta-Analytic Review of the Determinants of Escalation of Commitment." *Academy of Management Journal* 55 (3): 541–62.
- Slovic, Paul Ed. 2000. *The Perception of Risk*. London, UK: Earthscan Publications.
- Soroka, Stuart N. 2014. *Negativity in Democratic Politics: Causes and Consequences*. New York, NY: Cambridge University Press.
- Streich, Philip, and Jack S. Levy. 2007. "Time Horizons, Discounting, and Intertemporal Choice." *Journal of Conflict Resolution* 51 (2): 199–226.
- Swers, Michele L. 2002. *The Difference Women Make: The Policy Impact of Women in Congress*. Chicago, IL: University of Chicago Press.
- Taliaferro, Jeffrey W. 2004. "Power Politics and the Balance of Risk: Hypotheses on Great Power Intervention in the Periphery." *Political Psychology* 25 (2): 177–211.
- Teger, A. 1980. *Too Much Invested to Quit*. New York: Pergamon.
- Tetlock, Philip E., and Richard Boettger. 1994. "Accountability Amplifies the Status Quo Effect When Change Creates Victims." *Journal of Behavioral Decision Making* 7 (1): 1–23.
- Thaler, Richard. 1980. "Toward a Positive Theory of Consumer Choice." *Journal of Economic Behavior & Organization* 1 (1): 39–60.
- Thaler, Richard. 1981. "Some Empirical Evidence on Dynamic Inconsistency." *Economics Letters* 8 (3): 201–7.
- Tomz, Michael, Jason Wittenberg, and Gary King. 2003. "CLARIFY: Software for Interpreting and Presenting Statistical Results." *Journal of Statistical Software* 8 (1): 1–30.
- Tsebelis, George. 1990. *Nested Games: Rational Choice in Comparative Politics*, Vol. 18. Berkeley, CA: Univ of California Press.
- Tsebelis, George. 2002. *Veto Players: How Political Institutions Work*. Princeton, NJ: Princeton University Press.
- Tversky, Amos, and Daniel Kahneman. 1981. "The Framing of Decisions and the Psychology of Choice." *Science* 211 (4481): 453–8.
- Tversky, Amos, and Daniel Kahneman. 1992. "Advances in Prospect Theory: Cumulative Representation of Uncertainty." *Journal of Risk and Uncertainty* 5 (4): 297–323.
- Tyszka, Tadeusz, and Piotr Zielonka. 2002. "Expert Judgments: Financial Analysts versus Weather Forecasters." *The Journal of Psychology and Financial Markets* 3 (3): 152–60.
- van Vugt, Mark, and Richard Ronay. 2014. "The Evolutionary Psychology of Leadership Theory, Review, and Roadmap." *Organizational Psychology Review* 4 (1): 74–95.
- Wängnerud, Lena. 2009. "Women in Parliaments: Descriptive and Substantive Representation." *Annual Review of Political Science* 12: 51–69.
- Weaver, R. Kent. 1986. "The Politics of Blame Avoidance." *Journal of Public Policy* 6 (04): 371–98.
- Wiegele, Thomas C., and Kent Layne Oots. 1990. "Type A Behavior and Local Government Elites." *Political Psychology*, 721–37.
- Zaller, John. 1992. *The Nature and Origins of Mass Opinion*. New York, NY: Cambridge University Press.