

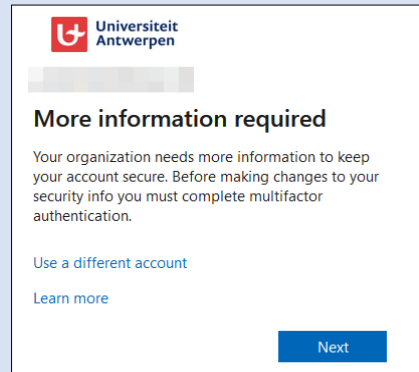
## External users and MFA

From 15 April 2024, the University of Antwerp will require all external users to use Multi-factor authentication (MFA) on all applications. This optimally protects both guest accounts and UAntwerpen data.



The next time you want to log in with your new UAntwerpen guest account, you need to set up **MFA** (multiple authentication) on it.

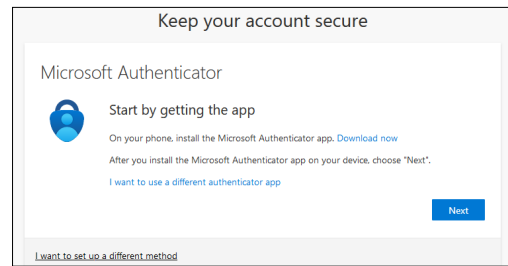
Click **Next** to set this up.



From UAntwerpen, we strongly recommend the **Microsoft Authenticator** app. You can download this app on your *smartphone* and then set it up by clicking **Next** on your *computer screen*.

*Do you prefer to use SMS or voice calls rather than the Authenticator app? Then click at the bottom*

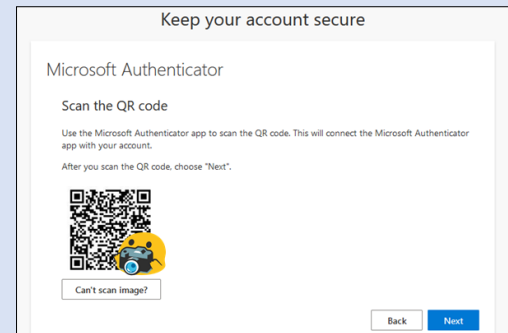
*I want to set up a different method.*



On the next screen on your computer, also click **Next**, after which you will see a **QR code**, which you need to scan with your *smartphone*.

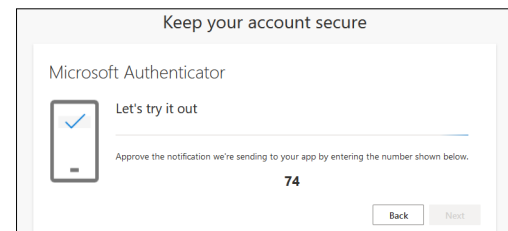


- To do so, in the **Authenticator app** on your *smartphone*, tap the **+** icon at the top right after which you choose to add a **Work or School account**.
- Then tap **scan QR code** to scan the code on your *computer screen*, just as you would take a picture of it with your phone.



Then tap over the **number** shown on your *computer to your smartphone*.

In doing so, your smartphone also indicates which guest account you will use to log into which part of Microsoft 365.





**Done!** Your Authenticator app is now set up for use at UAntwerpen.

