

How to use Kotweb?

www.studentkotweb.be/en

1 Some tips

We advise you to use [Kotweb](http://www.kotweb.be) to find suitable accommodation. Kotweb offers the largest database of student accommodation in Antwerp. Owners can advertise their property and manage their data themselves and students can search the entire database quickly. This is all free of charge and it is the safest way to look for an accommodation in Antwerp. We advise you to search for a room with a [model lease](#) and with a [green quality label](#).

1



All accommodations are systematically checked by the city of Antwerp with certain statutory regulations in terms of quality, fire protection and urban development. This check is verified by a quality label per premise on [Kotweb](http://www.kotweb.be).

Quality Label



Green label: the property has been inspected and is fully in order in terms of accommodation quality and fire safety, therefore perfect to rent!



Blue label: the owner is waiting for the first inspection or the first inspection already took place and the owner needs to make some adjustments or renovations. The accommodation is not approved.



Red label: the building does not meet the quality or safety standards.

You can always contact the city of Antwerp at studenthuisvesting@stad.antwerpen.be to inquire about the blue or red quality label of the student accommodation.

2



Letting contracts for student rooms are different from traditional letting contracts. If the landlord uses the [model lease](#) from Kotweb, you can be sure it is a contract with a good legal basis and corresponds to this rental law. The model lease is provided in Dutch and in English and can be checked [online](#).

Model Lease



If the model lease logo is in the left corner of the image of the room, the landlord uses the model lease.

3




Inform us if you have any questions about your rental agreement, a rental [dispute](#) with your landlord, ...

Need advice or help?

2 Language

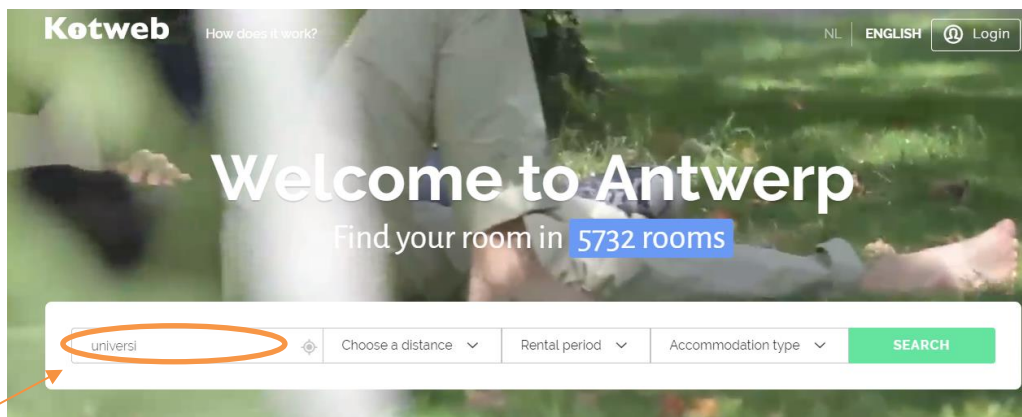
Click 'English' in the right corner on top of the page.



3 Where

Fill in where you want to look for housing. If you type *Universiteit Antwerpen*, the options of the different campuses will appear at the bottom of the search results. Click on the preferred campus.

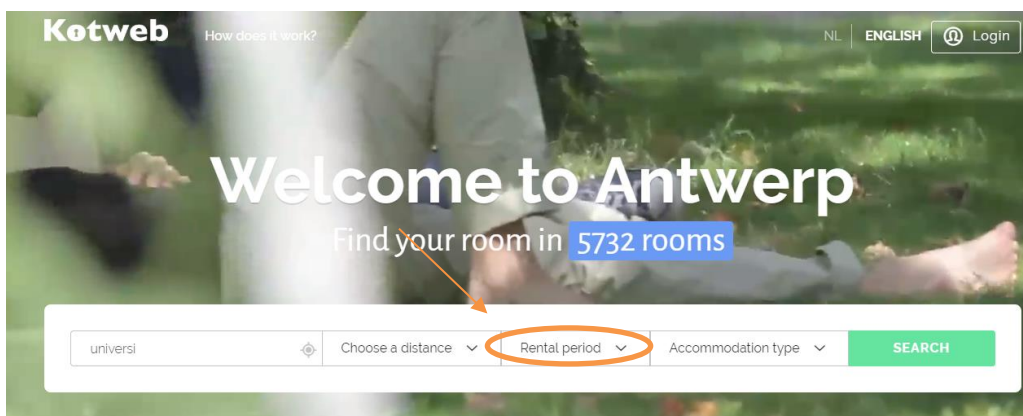
- *(UA) Stadscampus*
- *(UA) Campus Middelheim*
- *(UA) Campus Groenenborger*
- *(UA) Campus Drie Eiken*



On the [UA-website](#) you can find maps to search how to get to the campuses the easiest. If you are unsure about the location of a particular accommodation, send an e-mail to internationalstudenthousing@uantwerpen.be. Antwerp is not that big and the [public transport](#) is easy to use.

4 Period

If you don't fill in a period, all options (both rented and not rented will be shown). So it's important to fill in what period you will be needing housing.

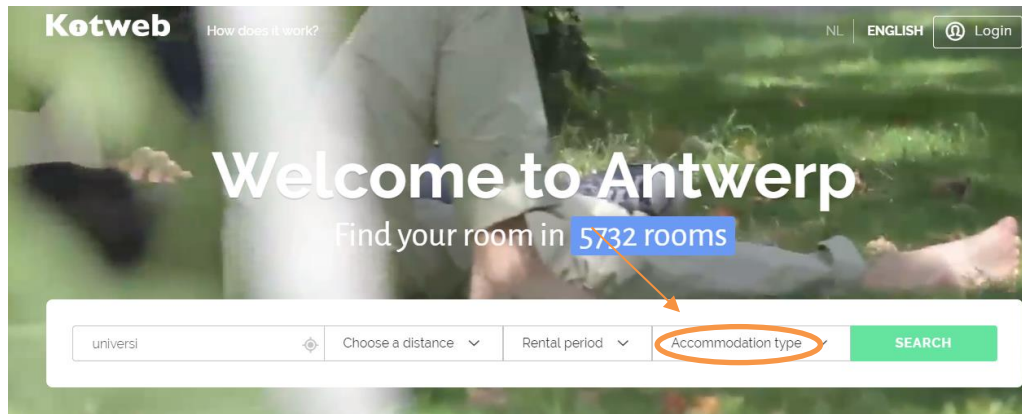


5 Accommodation type

Choose one or more accommodation types. Afterwards click *search*.

A room has a shared kitchen and shared bathroom. A studio is a room with a private bathroom and/or private kitchen. An apartment has a private bathroom and a private kitchen and consists of several rooms.

Be aware that the average price for a student room with shared bathroom and kitchen is 390 EUR/month. The average price for a studio with private bathroom and/or kitchen is 450 EUR/month. In most cases extra costs like internet, water, gas, electricity and heating are not included.



6 Refine search

On the left side of the page you can refine your search. We advise you to check the [quality label](#) and whether the landlord uses the [model lease](#) (more info above).

Keep in mind that the more requirements you note, the less options will be shown.



7 Tips

- **Fraud alert:** Be aware of scams! Don't be scammed by booking student accommodation that does not exist. On [Kotweb](#) you can find tips on how to check if a room really exists.
- **Energy costs:** Your landlord can charge a fixed amount for utilities such as heating, electricity, water etc. or work with a provisional charge. The provisional charge is paid in advance and actual usage amounts are calculated at the end of the lease.
- **Deposit:** A landlord might ask you to pay a deposit up to 2 months' rent. The deposit is not a way to pay your last month's rent. Since 01.01.2019 deposit and rent need to be paid by bank transfer and cannot be paid in cash. Never pay rent or deposit through Western Union! Note that a written confirmation of the room (e.g. e-mail) or the payment of a deposit is a binding acceptance of the contract. Read the contract carefully before signing or paying! You will read that if, for example, you break something the landlord has the right to deduct the costs from your deposit.
- **Contract:** Most landlords prefer to rent for 10 or 12 months. You sign the contract for the agreed duration of your stay. If you decide to leave earlier, you are obliged to pay until the end of the contract. If it takes longer than noted in the contract to get your deposit back, please send us an e-mail. You can also contact us in case you have a disagreement with your landlord.

- **Transport:** Antwerp is not that big and the public transport is easy to use. How to get around in Antwerp, can be found on the [website](#). On our [website](#) you find more information how to get to your campus. Contact us if you are unsure about the location of a particular accommodation.
- **What should you bring?** The room description will specify whether it is furnished or not. When furnished, do ask for more details about the furnishing, e.g. whether a mattress, kitchenware, a linen set etc. are included.

Contact the landlord if you have questions about a room or if you're interested. If you don't get a reply on your e-mail, contact the landlord by phone (you can refer to your e-mail) since he probably gets lots of e-mails.

Make sure to take a look at the FAQ's and [informational articles](#) on Kotweb. They often contain useful information.