



Getting started with peer assessment using Buddycheck in your group assignments

Stijn Sloomans, Elyne De Baetselier (Master of Nursing and Midwifery)

Walter Roosels (E-campus)

Fanny Neckebroek (ECHO)

30 April 2026

Peer assessment?



Peer assessment

= students judge and make decisions about the work of their peers against particular criteria

(Adachi et al., 2018)

Added value of peer assessment

- ▶ Can **reduce** your **workload** and enable students to receive **feedback more quickly**
- ▶ Supports **engagement** and **responsibility** in groups
- ▶ Encourages students to **think more critically about quality**
- ▶ Helps them develop **feedback literacy**
- ▶ Gives greater visibility to your **assessment criteria**

Peer assessment

Why?



Peer assessment

What?



Peer assessment

- ▶ Feedback to support and improve the learning process (peer feedback/peer review)
= learning tool = formative
- ▶ Grading or scoring a peer's work (peer evaluation)
= assessment tool = summative



Why?

Peer assessment

- ▶ **Product:** e.g. paper, oral presentation, poster, ...
- ▶ **Task process:** e.g. method, step-by-step plan, protocol, ...
- ▶ **Group process:** e.g. division of tasks, allocation of roles, approach to conflicts, ...



What?

Conditions for success

- ▶ Clear **criteria** and expectations
- ▶ **Transparent communication** about the why and how of PA
- ▶ Explicit **guidance** on how to give constructive **feedback**
- ▶ Opportunities for **practice** and calibration: preparation/training > formative > summative PA
- ▶ Adequate **time** and **structure**

Buddycheck

= a tool designed to support and strengthen a robust didactic approach, rather than to determine or drive your approach to assessment.

Why and what?

- ▶ **Summative** assessment of the **group process** based on clear **criteria**



Role of group assignments in our study program

Problem/project-based learning

Bridging program

- Focus on group learning
- Knowledge, **understanding & application**
- Lab environment (safety)
- Supervision by assistant

Problem/project-based learning

Curriculum and modules

■ Management & Innovation

- Introduction to management and innovation in healthcare
- The healthcare entrepreneur
- Healthcare policy developments from a national and international perspective

■ Academic Skills

- Scientific thinking, analysis, argumentation & problem solving
- Scientific & academic collaboration & communication

■ Scientific research

- Principles of research methodology

Problem/project-based learning

Management & Innovation & Academic Skills

- Healthcare Practice Project
- Year-long group assignment
- Complex and structural issue in healthcare practice

Scientific Research skills

- 'Learning research' project
- 1 semester group assignment
- Research conceptualisation – design – data collection

Personal development



Academic Skills

- Self & Peer assessment
- Personal Development Plan / Personal Action Plan
- Reflection paper

Peer assessment in Healthcare Practice Project

- Semester 1 & 2
- Focused on project skills
- Aim:

- Self-Assessment
- Peer Assessment
- Peer Evaluation
- Peer Feedback



Feedback Session each semester:
Sharing reflection on PA results and
Personal Development Plan / Personal Action Plan

Buddycheck

- **Embedded in Blackboard**
- **Use of Blackboard groups**
- **Automatic mailing & reminders**
- **Automatic reports for student & teachers**
- **Questions:**
 - **To assess peers on a Likert scale**
 - *Open questions*
 - *One-to-one feedback*

Preparation in Buddycheck

Preparing a group evaluation through Buddycheck

- Open the desired course in Blackboard
- If applicable: create groups within which the evaluation will take place
- On the right under “Details and actions” click on “Books and Tools”
- Click on Buddycheck
Click the + icon next to Buddycheck to make it visible in BB
- Click on “ Activate Buddycheck for this course”
- Click on “+ Create evaluation”
- Enter a name and continue
Or: enter a name and reuse a previous survey
- Select the desired group sets or groups
- Fill in the fields (start and end date, introduction)
- Create / edit your questions

Create / edits questions through Buddycheck

- Add, remove, edit, and reorder main questions
- Open-ended questions
- Peer messages: yes/na-o
- Select questions from question bank
- Create questions
- Reuse questions

Create assessment based on assignment

Healthcare Practice Project

Assessing project skills:

1. A systematic approach to problem-solving
2. Task-oriented teamwork
3. Effective communication
4. A professional work attitude and constructive team climate

Create assessment based on assignment

1 — 2 — 3 — 4 — 5 — 6 — 7 — 8 — 9 — 10 — 11 —
Beeldvorming Informatiebronnen Opmaak Ideeënvorming Deelname Zelfverzekerd Taakverdeling Weloverwogen Heldere Handelen bij Stimuleren
product plan aan keuzes maken toelichting conflictsituatie en
besluitvorming motiveren

Voorbeeld weergeven in Nederlands

1. Vormt actief een beeld van het te ontwerpen product ?

Focus weergave

	Jij	Student 1	Student 2	
5	<input type="radio"/>	<input type="radio"/>	<input type="radio"/>	Heeft een proactieve rol in het vormgeven. Denkt outside the box en verkent nieuwe paden. Kan andere stimuleren in het denkproces naar het te ontwerpen product.
4	<input type="radio"/>	<input type="radio"/>	<input type="radio"/>	
3	<input type="radio"/>	<input type="radio"/>	<input type="radio"/>	Heeft een beeld van het te ontwerpen product. Draagt actief bij in het denkproces om dit beeld samen met de groep vorm te geven.
2	<input type="radio"/>	<input type="radio"/>	<input type="radio"/>	
1	<input type="radio"/>	<input type="radio"/>	<input type="radio"/>	Leverd weinig tot geen bijdrage in het denkproces of de inbreng vormt geen tot weinig meerwaarde in het denkproces.

S1 S2

Possibility to define the expected behaviour

Check group members before evaluation period

- Problems when group members are not up to date
- Check in advance



CURSUSLEIDER

Details en acties

Naamlijst
[Iedereen in je cursus weergeven](#)

Cursusafbeelding
[Weergave-instellingen bewerken](#)

Class Collaborate
[Deelnemen aan de sessie](#) ▾

Aanwezigheid
[Markeer aanwezigheid](#)

Boeken en tools
[Cursus en tools van de instelling bekijken](#)

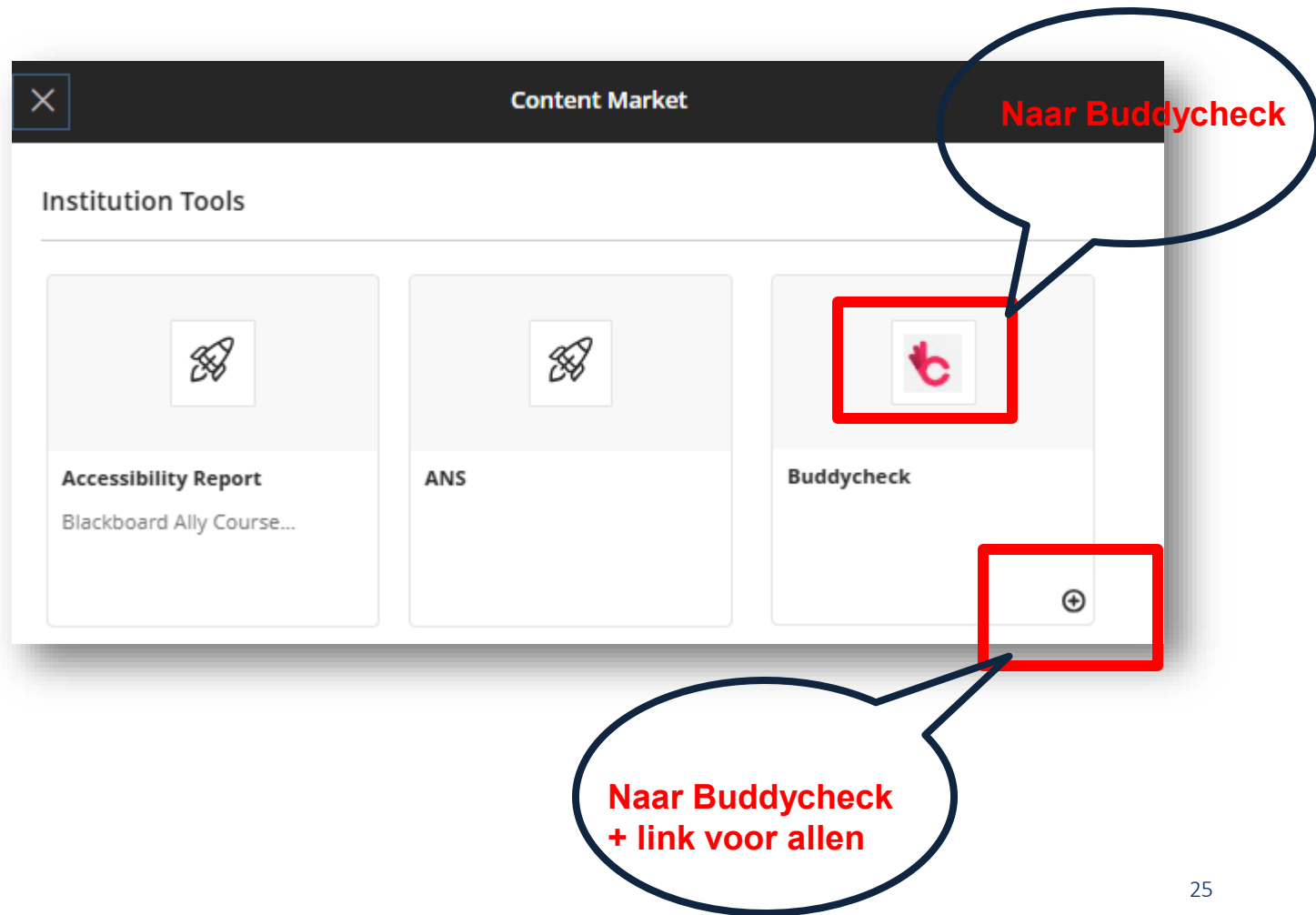
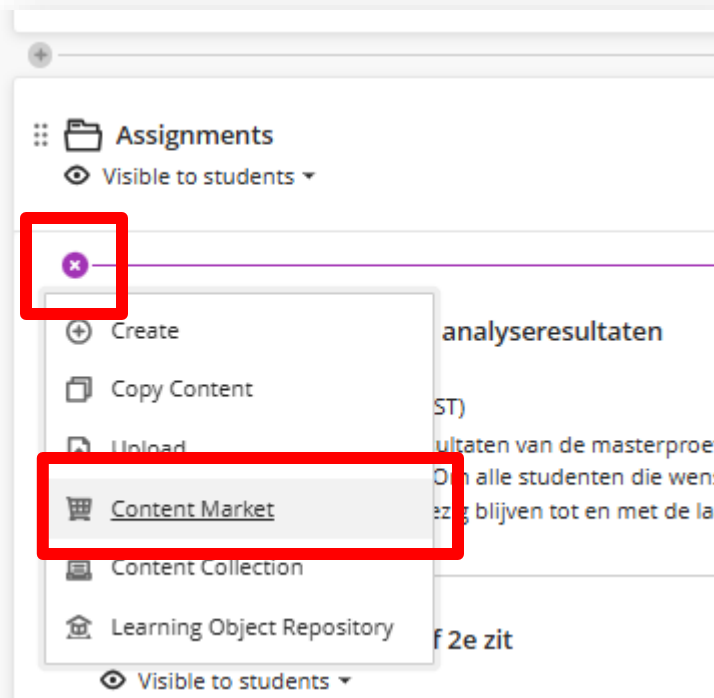
Vragenbanken
[Banken beheren](#)

Studiemateriaal
Zichtbaar voor studenten ▾

Opdrachten
Zichtbaar voor studenten ▾

Links
Zichtbaar voor studenten ▾

Online les/class
Zichtbaar voor studenten ▾





Boeken en cursustools

Tools voor de cursusleider



SafeAssign
Originaliteitsbeoordeling

Beschikbare tools



Accessibility Report
Blackboard Ally Course Accessibil...



Buddycheck



Comproved
Comproved helps teachers and j...



Mediasite Lesopnames



My Mediasite

Peer evaluations

1 instructor with full access · Here you see all evaluations for the course 'Masterproef 'Onderzoeker in gezondheid en zorg' - opzetten en opstarten'. [More info](#)

+ Create evaluation

Buddycheck not activated in this course by any instructors.



Without activation, your students will not be able to access Buddycheck in this course. We highly recommend you to activate Buddycheck before or soon after the students in this course are invited.

✓ Activate Buddycheck for this course



How to get started!

Buddycheck re-uses the group and student data from your learning environment. Make sure all group and student data is available and up to date. If you need some help, feel free to have a [chat with us](#).



Peer evaluations



11 instructors with full access · Here you see all evaluations for the course "Masterproef 'Onderzoeker in gezondheid en zorg". [More info](#)

+ Create evaluation



How to get started!



Buddycheck re-uses the group and student data from your learning environment. Make sure all group and student data is available and up to date. If you need some help, feel free to have a [chat with us](#).



No evaluations yet. Use peer evaluations to boost your insights in group collaboration.



Peer evaluations

Create evaluation ✕

Choose a template to get started quickly. In the next step, you can still modify everything. However, you can only choose a template at the start. Click 'Preview' to view how it looks.

* Evaluation title

name is required

Template

Reuse evaluation

This will NOT copy students. Only the basic configuration is copied, and you can still change everything.

 Open preview

Continue →

Cancel

 buddycheck

Buddycheck

Import source **Group sets** Groups Import group sets or select individual groups.

* Groups Which group set(s) should be imported? Select at least one. ?

- SISA: MC
- SISA: Z T1
- SISA: Z T2

* Evaluation title

TEST

* Start/end date

22-04-2026 15:44

until

25-04-2026 15:44

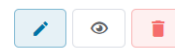
Introduction Write a short text to introduce the evaluation to your students. ?

Add a short introduction text ...

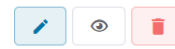
Main questions Here you can manage the peer and team questions of your evaluation.

Selected questions 5

Contributing to the team's work
Peer question



Interacting with teammates
Peer question



Expected quality
Peer question



Having related knowledge, skills and abilities
Peer question



Keeping the team on track
Peer question



Peer questions are anonymous ?

Add questions

Select from library

+ Create question

Reuse questions

Open questions Use open questions to ask students about the team or the course in general. ?

Peer messages Ask students to leave a peer feedback message for each group member.

Show advanced options ▾

Open preview

Create evaluation

Cancel

Buddycheck

Create new question

* Question type Peer question Team question ?

Motivation Ask students to optionally motivate each given score in this question. ?

English Dutch

Your school uses two languages. You can create a question in one or more languages. If you use a single language, the texts will be copied to the other language.

* Question title

* Short name

Description

Criteria Explain students the levels to correctly score their peers. Try to keep it short and easy. All levels are optional.

5. High	...
4. Medium-high	...
3. Medium	...
2. Medium-low	...
1. Low	...

Suggestions

Peer assessment by student

Time for students to complete their evaluations

- Through Blackboard button
- Through personal link in email
- Self and group evaluation

Assessment by student

1 ——— 2 ——— 3 ——— 4 ——— 5 ——— 6 ——— 7 ——— 8 ——— 9 ——— 10 ——— 11 ———
Beeldvorming Informatiebronnen Opmaak Ideeënvorming Deelname Zelfverzekerd Taakverdeling Weloverwogen Heldere Handelen bij Stimuleren
product plan aan besluitvorming keuzes maken toelichting conflictsituatie en motiveren

Voorbeeld weergeven in Nederlands

1. Vormt actief een beeld van het te ontwerpen product ?

[Focus weergave](#)

	Jij	Student 1	Student 2	
5	<input type="radio"/>	<input type="radio"/>	<input type="radio"/>	Heeft een proactieve rol in het vormgeven. Denkt outside the box en verkent nieuwe paden. Kan andere stimuleren in het denkproces naar het te ontwerpen product.
4	<input type="radio"/>	<input type="radio"/>	<input type="radio"/>	
3	<input type="radio"/>	<input type="radio"/>	<input type="radio"/>	Heeft een beeld van het te ontwerpen product. Draagt actief bij in het denkproces om dit beeld samen met de groep vorm te geven.
2	<input type="radio"/>	<input type="radio"/>	<input type="radio"/>	
1	<input type="radio"/>	<input type="radio"/>	<input type="radio"/>	Levert weinig tot geen bijdrage in het denkproces of de inbreng vormt geen tot weinig meerwaarde in het denkproces.

S1 S2

Results & interpretations

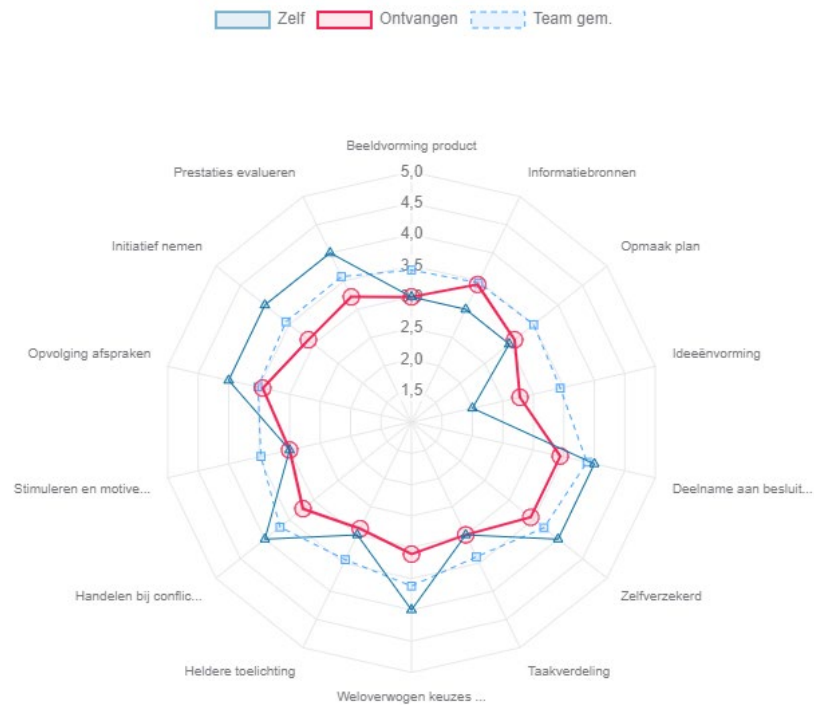
After the deadline → results

- Open the desired course in Blackboard
- Click on Buddycheck in your BB-structure
- Completion: 100%?
- Click on the evaluation you want to review
- Download results through the 'more' button
 - *As CSV
 - *As Excel

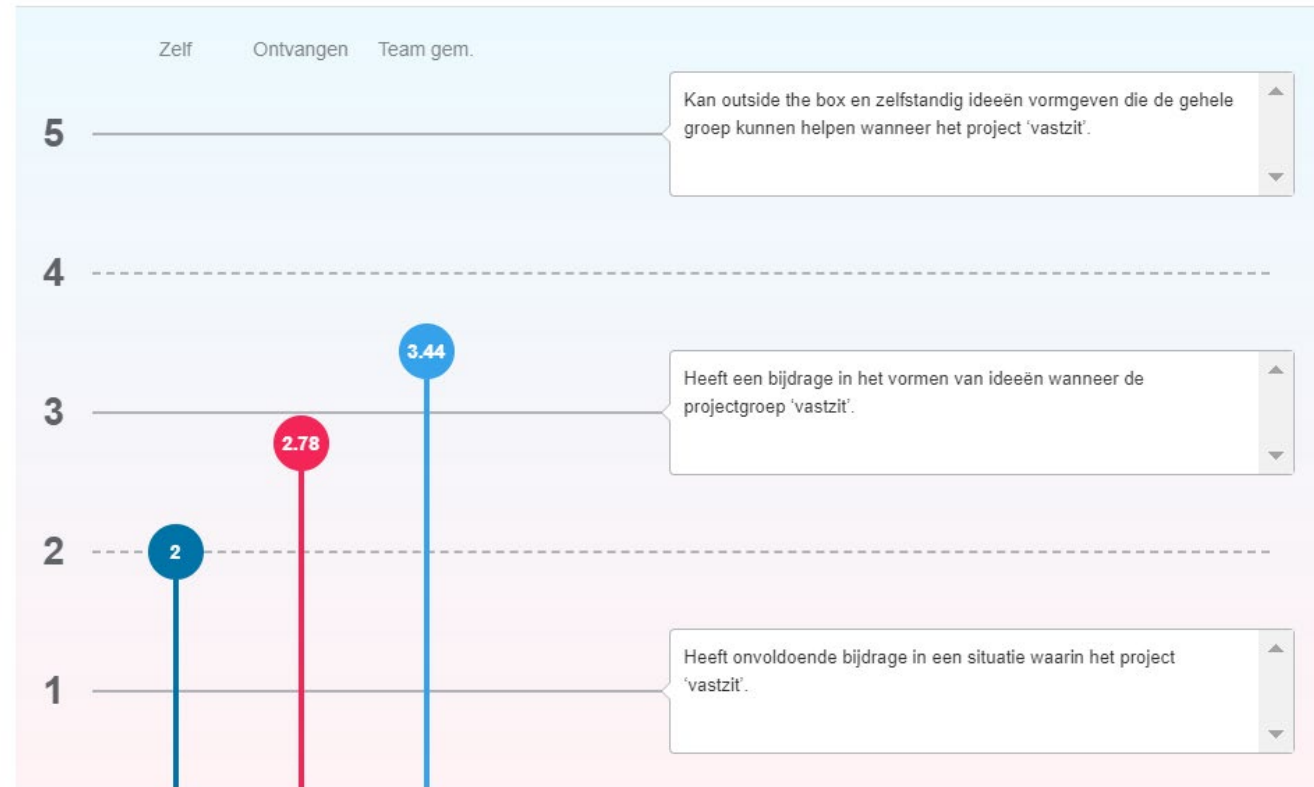
Results for student

Peer vragen

Je ziet per onderwerp of vraag drie verschillende scores: Wat je jezelf gegeven hebt (Zelf), wat je ontvangen hebt van je groepsgenoten (Ontvangen) en wat het gemiddelde is van het hele team (Team Gem.).



Vormt zelfstandig ideeën in een situatie waarin het project 'vastzit'



Results for teaching staff

Report for groups or at individual student level OR

Summary

Samenvatting

Gem. ?	Factor ?
3.16	0.89
3.44	0.97
3.87	1.09
4.03	1.14
3.43	0.97
3.4	0.96
3.72	1.05
3.69	1.04
3.42	0.96
3.35	0.94

Question level

Vormt actief een beeld van het te ontwerpen product

Zelf	Ontvangen	Vershil Gem. (3.43)
3	3	-0.43
3	3.11	-0.32
3	4	+ 0.57
4	4.56	+ 1.13
3	3.22	-0.21
3	3.33	-0.1
3	3.44	+ 0.01
4	3.56	+ 0.13
3	3.11	-0.32

Warnings

Avg: Average score ?

Factor: Adjustment factor ?

Reliable: Reliability ?

Tension Considerable disagreements in group ?

Bypass Zero difference in group ?

Skew student could be causing skewed results ?

Under The student lacks confidence ?

Over student is overconfident ?

High student is a high performer ?

Low student is a low performer ?

Conflict Somebody didn't get along ?

Interpretation of results

- Notes: Over, under, high, conf or '-'
- Group avg without self
- Group completion
- Avg without self
- Capped factor without self
- Original factor without self
- Submitted
- Reliability scoring
- Reliability lable
- Q1,2,3... without self
- Q1,2,3... from #1,2,3...

Interpretation of results (1)

- **Notes: Over, under, high, conf or '-'**
 - Over = student is overconfident
 - Under = student lacks confidence
 - High = student is a high performer
 - Conf = somebody didn't get along
- **Group avg without self**
 - Group average calculated without scores students gave themselves
- **Group completion**
 - 100% = all group members participated
- **Avg without self**
 - Student average calculated without scores student gave him/herselve

Interpretation of results (2)

- **Capped factor without self**

Factor is capped on min of 0,5 and max of 1,05. Change min & max in 'edit evaluation' > 'advanced options'

- **Original factor without self:** Factor is not capped

- **Submitted:** Date of submission

- **Reliability scoring**

Between -1 and +1: 0 = deviation is equal to threshold value

Scores with small deviation from average are more reliable

Minimum 2 peers

Bigger groups are more reliable

$[0,2;1]$ = reliable, $[-1;-0,2]$ = unreliable, $[-0,2;0,2]$ = questionable

Interpretation of results (3)

- **Reliability lable**

Reliable, unreliable, questionable

- **Q1,2,3... without self**

Average score for Q1,2,3... without scores student gave him/herself

- **Q1,2,3... from #1,2,3...**

Scores per question per peer for the respective student

Support and FAQ





Buddycheck

Peer evaluations



12 instructors with full access · Here you see all evaluations for the course 'Beginselen van onderzoeksmethodologie in verpleegkunde en vroedkunde'. [More info](#)

+ Create evaluation

Evaluation	Students	Start date	Status	Completion
> Peer assessment Leeronderzoek Groep 9 NIEUW	8	4 months ago	Closed	<div style="width: 100%;"><div style="width: 100%;"></div></div> 100%
> 15 Peer-assessment Leeronderzoek Mantelzorgers	96	4 months ago	Closed	<div style="width: 100%;"><div style="width: 100%;"></div></div> 100%

© 2026 · Buddycheck is built by Shareworks.
[Terms](#) | [Privacy policy](#) | [Contact us](#)




← Back to all evaluations

[Edit evaluation](#) **More** 

TEST

Evaluation · The results for 'TEST'. Created using group set(s) 'SISA: ZIT2': 0 students assigned in 1 groups. [More info](#)

Scores Groups

 No students found. Please check if you correctly added groups in course and try again by clicking 'More' > 'Sync'.









Status: Pending · The evaluation is visible, but not yet active. Evaluation starts in 5 months.

0%

Label 0 students Original factor Self scores

Search group or student ...

No students found.

-  Send a reminder
-  Lock evaluation
-  Release reports
-  Sync with course
-  Publish grades
-  Preview as student
-  **Download results**
-  Delete



← Back to all evaluations

Edit evaluation

More



Peer-assessment Leeronderzoek Mantelzorgers

Evaluation - The results for 'Peer-assessment Leeronderzoek Mantelzorgers'. Created using group set(s) 'Leeronderzoek 2025-2026': 96 students assigned in 11 groups. [More info](#)

Scores

Groups

Status: Closed · Evaluations submitted after this date will be marked as late. You can lock evaluation and or directly release student reports under the 'More' button

Label

96 students

Original factor

Self scores

Search group or student ...

Student	Group Name	Labels	To Self	Avg	Factor	Reliable	
> BG [redacted]	Leeronderzoek 2025-2026 groep 01		3.92	4.28	1.04	✓	
> DV [redacted]	Leeronderzoek 2025-2026 groep 01		4.08	4.39	1.07	✓	4 months ago
> ID [redacted]	Leeronderzoek 2025-2026 groep 01		4.33	3.99	0.97	✓	4 months ago
> JC [redacted]	Leeronderzoek 2025-2026 groep 01		4.75	4.24	1.03	✓	4 months ago
> LH [redacted]	Leeronderzoek 2025-2026 groep 01		4.08	3.76	0.92	✓	4 months ago
> LS [redacted]	Leeronderzoek 2025-2026 groep 01		4.17	4.06	0.99	✓	4 months ago
> ES [redacted]	Leeronderzoek 2025-2026 groep 01		4.17	4.35	1.06	✓	4 months ago
> MD [redacted]	Leeronderzoek 2025-2026 groep 01		4	4.09	1	✓	4 months ago
> TW [redacted]	Leeronderzoek 2025-2026 groep 01		4	3.74	0.91	✓	4 months ago
> ZB [redacted]	Leeronderzoek 2025-2026 groep 01		4.75	4.16	1.01	✓	4 months ago
> EO [redacted]	Leeronderzoek 2025-2026 groep 02		4.08	4.22	1.1	✓	4 months ago
> EG [redacted]	Leeronderzoek 2025-2026 groep 02		4.17	4.01	1.04	✓	4 months ago
> FA [redacted]	Leeronderzoek 2025-2026 groep 02	Conflict	4.75	4.06	1.06	✓	4 months ago

- Send a reminder
- Lock evaluation
- Release reports
- Sync with course
- Publish grades
- Preview as student
- Download results
- Delete

Buddycheck

Peer evaluations



12 instructors with full access · Here you see all evaluations for the course 'Beginselen van onderzoeksmethodologie in verpleegkunde en vroedkunde'. [More info](#)

+ Create evaluation

Evaluation	Students	Start date	Status	Completion
> Peer assessment Leeronderzoek Groep 9 NIEUW	8	4 months ago	Closed	100%
> 15 Peer-assessment Leeronderzoek Mantelzorgers	96	4 months ago	Closed	100%



Use of results in course

Use of PA results

- Use of PA factor to adjust group work grade (difference based on contribution)
- To initiate a selfreflection process
- To initiate discussion:
 - Own contribution to group process
 - Discussing strengths and development areas

Want to know more?

Background information on group assignments

ECHO Teaching tips:

- ▶ [Peer assessment: problems and solutions](#)
- ▶ [Reliability of peer assessment](#)
- ▶ [Dividing students for group work](#)
- ▶ [What makes a group assignment successful?](#)

IDEA-papers:

(38) [Enhancing Learning — and More! — Through Cooperative Learning](#)

(65) [Ten Research-Based Steps for Effective Group Work](#)

Literature:

- Adachi, C., Tai, J. H. M., & Dawson, P. (2018). [Academics' perceptions of the benefits and challenges of self and peer assessment in higher education](#). *Assessment & Evaluation in Higher Education*, 43(2), 294–306.
- Burke, A. (2011). [Group Work: How to Use Groups Effectively](#). *The Journal of Effective Teaching*, 11(2), 87-95.
- De Hei, M., Strijbos, J. W., Sjoer, E., & Admiraal, W. (2016). [Thematic review of approaches to design group learning activities in higher education: The development of a comprehensive framework](#). *Educational Research Review*, 18, 33-45.
- Loh, R. C. Y., & Ang, C. S. (2020). [Unravelling Cooperative Learning in Higher Education: A Review of Research](#). *Research in Social Sciences and Technology*, 5(2), 22-39.
- Lotan, R. (2003). [Group-worthy tasks](#). *Educational leadership*, 60(6), 72-75.
- Ly, A. (2025). ['The team is great; I love to work with different people.'](#) *International students' perceptions of multinational teams and strategies for effective collaboration*. *Intercultural Education*, 36(3), 276–294.

Evaluation form: Getting started with Buddycheck in your group assignments



[Evaluation form: Getting started with Buddycheck in
your group assignments](#)



Stijn Sloomans, Elyne De Baetselier

Walter Roosels (E-campus)

Fanny Neckebroek (ECHO)