

Broaden your horizon with a joint PhD

1



2

2

1. Plan your destination
2. Pack your suitcase
3. Start your journey

3

Plan your destination



1. What is a Joint PhD?
2. What does a Joint PhD involve?

4

4

Plan your destination

1. What is a joint PhD?

- Research conducted in 2 or 3 universities
- A diploma of each partner (with reference to the collaboration)
- Research period (physically) at all partners (≥ 6 month)
- Supervisor(s) at each university
- A single, public defence
- Jury with members of all partners

➔ Individual contract/cotutelle necessary

5

Plan your destination

2. What does a joint PhD involve?

Are you ready for:

- Finding a supervisor at two or more universities?
- Living in a different country for at least several months and organise all arrangements for that?
- Following a PhD procedure at two universities?
- Gaining more knowledge?
- Gaining wide networks?
- Gaining more perspectives?

6

Start your journey

Yvonne Knospe,
Joint PhD Faculty of Arts – Linguistic: Umeå University (Sweden)

7

Pack your suitcase

1. Joint PhD procedure
2. Important items to negotiate



8

1. Joint PhD Procedure

Pack your suitcase

Brief overview

- 1/ Finding a supervisor
- 2/ Assemble your application at UAntwerp
- 3/ Send your application to ADS (JointPhD@uantwerp.be)
- 4/ ADS will coordinate the process
- 5/ Start up procedure at partner institution(s)



9

9

1. Joint PhD Procedure

Pack your suitcase

Application

- **Completed and signed application form**
 - Information about applicant
 - Information about thesis
 - Information about partner universities
 - Motivation for pursuing Joint PhD
 - Planning of research stay
- **Signed confirmation of all supervisors**
- **Motivation for more than 1 supervisor/partner university**
- **(Detailed cv)**



10

10

ADS Team

Pack your suitcase

*One team to guide you along
your journey and answer all
your questions!*

Contact us: JointPhD@uantwerp.be



Simone Kramer



Katleen Anthierens



Kristel De Poorter



Jana Cuyvers



11

11

1. Joint PhD Procedure

Pack your suitcase

Approval of application


- Application sent to Faculty
 - Approval by Faculty Board/Departmental Board
- ➔ Follow procedure at partner university




12

12

Pack your suitcase



“



Social Sciences; joint PhD within Flanders (KU Leuven)

University of Antwerp

13

13

Pack your suitcase

1. Joint PhD Procedure

Contract negotiations

- Contract proposal is drawn up
- Negotiations with partner university(ies)
- After approval by ADS and partner(s): final approval by faculty

➔ Fully coordinated by the Antwerp Doctoral School

University of Antwerp

14

14

Pack your suitcase

1. Joint PhD Procedure

Signing of the contract

- After full approval signing will be initiated:
 - On original paper copies
 - Digitally (DocuSign or other)
- **Legal parties:** representatives of partners + PhD researcher
- **For acknowledgment:** all supervisors (+ e.g. dean)

University of Antwerp

15

15

Pack your suitcase

2. Important items for the negotiation

- **Composition of the jury**
 - Minimal requirements: at least one academic staff member UAntwerp
- **Place of defence**
 - Can take place at either partner institution, usually at main institution

University of Antwerp

16

16

Pack your suitcase

2. Important items for the negotiation

- **One single, public defence recognised by all partner universities**
 - Absolute requirement, no possibility to deviate from that for UAntwerp
- **Mentioning of the collaboration and date of defence on diploma**
 - Absolute requirement for UAntwerp, but can be mentioned on undividable diploma supplement

17

Good to know

- **Research stay before application for Joint PhD**
 - Can count for Joint PhD at UAntwerp
- **(Still) IDC/Research Progress at UAntwerp**
 - Progress Doctoral Study Programme (depends)
- **Joint PhD = not a means of funding**

18

Start your journey



1. What's in it for me?
2. Tips from the experts

19

Start your journey

1. What's in it for me?

- **A degree from 2 or 3 universities**
- **International mobility**
- **Enhances individual research**
- **Access to complementary facilities and resources**
- **Close contact with other research cultures & perspectives**
- **Improving respective language skills, gaining intercultural competence**
- **Networking**

20

Start your journey

2. Tips from the experts

Testimonials

- 1/ Prof. Dr. Annemie Bogaerts, Professor of Chemistry
(Faculty of Science, Department of Chemistry) – supervisor
- 2/ Marco Poli, PhD in Law
Università di Torino (Italy) – INCOMING joint PhD
- 3/ Prof. Dr. Philippe Meers, Professor of Film and Media Studies
(Faculty of Social Sciences) – supervisor



21

21

Start your journey



Prof. Dr. Annemie Bogaerts,
Professor of Chemistry (Faculty of Science)



22

22

Start your journey




Marco Poli,
PhD researcher (Faculty of Law – Università di Torino, Italy)



23

23

Start your journey



Prof. Dr. Philippe Meers,
Professor of Film and Media Studies (Faculty of Social Sciences)



24

24

Joint PhD

Start your journey




Strengths	Weaknesses
<ul style="list-style-type: none"> - Complementary expertise from different universities - Double affiliation - Facilities (incl. doctoral schools) multiple universities 	<ul style="list-style-type: none"> - Contracts and conditions dependent on partner - Administrative regulations

Prof. Dr. Mira Meeus,
Professor Rehabilitation Sciences and Physiotherapy (Faculty of Health Sciences)


 University of Antwerp

25

25




Questions!

 University of Antwerp

26

26



27